

Who Do You Trust?

Teacher's Thoughts

Numerous times God had shown the Hebrews that He was trustworthy. He had heard their cries and sent a deliverer to lead them out of slavery. He had brought plagues on Pharaoh, convincing him to let the Hebrews leave Egypt. He had split the Red Sea, giving the Israelites an escape route from Pharaoh's advancing army. However, when the going got tough, instead of trusting God, they would turn on Moses, whining and complaining.

God, in his mercy, continued to show the Hebrews that he was trustworthy. While wandering in the desert, their needs were met time and time again. God provided food, water and protection from their enemies. He often provided these things in the most extraordinary ways: quail for meat, manna from the skies for bread, water from a rock and victory in battle by Moses' uplifted hands. What seemed impossible for man was possible with God. He always came through for them.

Children need to realize that God will never let them down. His word is always true and He will always live up to His promises. Most children have already experienced some loss of trust or sense of betrayal. Children usually have been lied to at some point or had friends turn on them. Some children have even been let down by their own family members. In the midst of these disappointments, children can learn to trust God.

Supplies

Obtain & Prepare Before Class

1. PowerPoint CD/DVD
2. Three beach towels (for game show curtains)
3. Box, paper bag and empty envelope
4. Bowl of frosted flakes
5. Plastic bag (large Ziploc®)
6. Sharpened pencils, tape and paper
7. Bottle or glass of water
8. Theme music to "Let's Make A Deal" (optional)

Provided in the Kit

- | | |
|------------------|-----------------------|
| • Treasure chest | • Rubber Chicken |
| • Lock and Key | • Sword |
| • Pith helmet | • Handcuffs and key |
| • Sword | • Paratrooper example |



The Point

Trust God.

The Story

The Israelites
in the Desert
Exodus 16 & 17

The Verse

"Trust in the Lord
with all your heart
and lean not on
your own
understanding; in
all your ways
acknowledge him,
and he will make
your paths
straight."
Proverbs 3:5-6
(NIV)



Dr. Jones

- (pp) “Hello, Dr. Jones here. I am back for another hair splitting adventure. Speaking of adventure, you are getting quite a name around here for yourself. You have completed some hard challenges. You have unlocked many important treasures. But the important question is, have those treasures you have unlocked changed your lives? Have you remembered to rely on God’s power more? Have you trusted Him to protect you? Do you remember that you are God’s treasure when you have had a bad day? Remember these keys to happiness. Speaking of keys, are you ready to find another key? Today, the key will unlock a special treasure that will help remind you of another truth from God. Enjoy your journey today.”



Puppet Song

- (pp) “Trust In The Lord With All Your Heart” from Scripture Rock by Brentwood Kids, 1997.



Professor Diggs

Supplies: Pith helmet, sword placed in a backpack or satchel

- (pp) “Good morning. I have returned to speak with you once again. It is always such a pleasure to speak with such a distinguished and fine looking audience such as you. Yes, I do believe that last time I was here I had an unusual rock to share with you. We have placed it in a special collection as that rock came from the bottom of the Red Sea. It seems that when the Israelites were escaping from Egypt, God caused the Red Sea to actually divide. The Israelites were able to walk across the sea on the dry sea bottom. Amazing! But when the Egyptians tried to follow, God created chaos and then the waters came down upon them.

But I am not here today to teach you a history lesson. So we must get on with my purpose for being with you today: a find that is quite unusual, to say the least. My crew and I were digging in the desert when we unearthed this. (Reach into the bag and pull out the sword.) I have to wonder what a sword was doing in this desert. It definitely looks like one used in battle. I will be spending some time researching the origin of the sword in hopes of determining what battle it might have been used in. I must be going as my work is piling up at the museum. I look forward to conversing once again with you next time. Good bye.”

Bible Story: The Israelites in the Desert

Supplies: Bob Bark The Truth character, 3 beach towels, box with bottled water inside, envelope, rubber chicken, bowl of frosted flakes, sword, copy of “Let’s Make a Story” cue cards (page 15) and door signs (page 12-14).

(PP)



Set up: Use the beach towels to make three curtains in front of the class. Mark the curtains with the door signs. These can actually be hung on something or hung over a table or chair. Give Bob Bark the Truth the empty envelope. Behind curtain one, place the rubber chicken and bowl of frosted flakes. Curtain number two should have nothing behind it. Next to curtain number two have the box with the bottled water. Behind curtain number three, place the sword. Have an empty bag near curtain number three.

The Lord had protected the Israelites. He had brought them safely out of Egypt. You would think that the Israelites would have complete trust in God after all the miraculous things that they had seen. However, that was not the case. Instead, as soon as things got a bit tough in the desert, they started whining. They were sure they would die in the desert from hunger or thirst. They totally forgot how bad things were back in Egypt and wanted to go back there. You would think that Moses wanted to just throw up his hands and ask them “What in the world would it take to please you?” How do you think this made God feel after all he had done for them?

But God is gracious and merciful. He heard their complaining and whining and decided to help them. He did three things to help their physical needs. But in doing so, He also was teaching them to trust him.

Here now to give us clues to discover the three things God did is “Let’s Make A Story’s” host Bob Bark the Truth. Bob’s calling in life is to make the truth known to children all over the world. Everybody give a big hand for Bob Bark the Truth. (Round of applause while playing the theme to Let’s Make A Deal.)

(PP)

Bob Bark the Truth: *Let’s have our first contestant on “Let’s Make A Story” come on down.* (Read from a card) _____ (name of child) *come on down. It’s time to play “Let’s Make A Story”.* (Bob continues to bark periodically throughout the game.)

Child comes to the front.

Bob must ad-lib here depending on what choice the contestant makes (the correct choice is behind the curtain). Whichever choice the contestant makes, reveal that choice. If the contestant picks the wrong choice, reveal the correct answer (after showing the wrong answer). Have the contestant hold the clue and move to the side of the stage area.

The first contestant has a choice between curtain number one and the empty envelope. (The correct choice is behind the curtain)

Bob calls another contestant down. This contestant has a choice between curtain number two and the box. (The correct answer is in the box, nothing is behind curtain number two.)

Bob calls the final contestant down. This contestant will have a choice between curtain number three and the bag. (The correct choice is curtain number three.)

Call all the contestants back to center stage to show their clues.

And that concludes “Let’s Make A Story”. Let’s give a big hand to our host Bob Bark the Story.

We have our three clues now. Let’s look at

(pp) **Clue number one: A bowl of frosted flakes and a chicken leg. These are clues to remind us of quail and manna. The Israelites were really hungry traveling in the desert. They did not have food and began to complain to Moses. So God rained down bread from heaven. This bread was called manna. Every morning the ground would be covered with the bread. The people would go out and collect it for the day. God told them to only collect enough for that day, except on the sixth day they collected enough for the Sabbath. God did this so that the Israelites would learn to trust in him each day for their needs. Those people who did not trust him and gathered more than they needed for that day found that their manna had rotted.**

(pp) **The chicken represents quail. Has anyone ever eaten quail before? It is a bird that people hunt today. God caused the ground to be covered with quail so that the Israelites would have meat to eat also.**

(pp) **Clue number two. A bottle of water. The Israelites were traveling in the desert and had not found water. They were so thirsty. Again, they forgot to trust God and rose up against Moses. Once again, they thought that they were going to die. God told Moses to take the rod he had with him in Egypt. He was to strike a rock and water would come out. Moses did just as the Lord instructed him and the Israelites were given water to drink. God came through for them and provided their needs. They just needed to trust in Him.**

TEACHER TIP

Pick some children to act out the third clue as you tell the story. Have all the children raise their hands at the right time.

(pp) **Clue number three. A sword. What do you think about when you see a sword? A battle perhaps. The Amalekites came to fight against the Israelites. Moses told Joshua to choose some men and go and fight them. Then he said, “Tomorrow I will stand on the top of the hill with the rod of God in my hand.” Joshua did just as Moses told him. Moses, Aaron and Hur went up the hill. Whenever Moses had his hand up, Israel was**

winning. However, when his hand got tired and he lowered it the Amalekites started winning. Moses' hands were getting so weary. So Aaron and Hur got a rock for Moses to sit on and then they held up Moses' hands. They held up his hands until sundown that day. The Israelites won. In fact not only did they win, but scripture tells us that they "mowed down and disabled" their enemy. God had come through for them, giving them protection from their enemy.

God gave the Hebrews three more reasons to totally trust Him. What things has God done for you that help you trust Him?

Prayer

Spend some time thanking God for the times He has helped the children. Praise Him for being trustworthy and reliable. Ask Him to help the children trust Him in all situations even when the situation looks impossible.



(pp)

Application

Supplies: Plastic bag (large Ziploc®), sharpened pencils, water

Fill the plastic bag $\frac{3}{4}$ full of water.

Who here trusts me? Pick a child to come up front. **If I tell you that I am going to take this plastic bag, poke a pencil through it, and hold it over your head, do you trust me not to get you wet?** Poke the pencil through the bag (make sure it comes out the other side of the bag). Hold the plastic bag over the child's head.

What if I push another pencil through? Would you trust me not to get you wet this time?

Do another pencil. You can continue this until the children are getting tired of the trick.

How many of you thought I'd get _____ (child's name) wet?

How many of you trusted me to keep him dry?

Why did you trust me? (Seen the trick before, knew would not do something to hurt the child.)


Those of you who did not trust me, why not? (The trick seemed impossible)

In Proverbs 3:5, we are told to "lean on, trust in and be confident in the Lord with all your heart and mind and do not rely on your own

(pp)



understanding.” (AMP) It might have been hard to be confident in my abilities to do this trick. According to your understanding, it might have seemed impossible. Sometimes it is the same with God. To our minds, something seems impossible. We have to lean on Him, trust Him and be confident in Him. After all, He created us. Shouldn’t all things be possible with Him?



Dr. Jones Challenge

Supplies: Piece of paper, piece of tape, key, handcuffs with key

(pp) **People that fly in an airplane must trust that the airplane will stay up in the air. Today, our challenge will involve an airplane. Who here knows how to make a paper airplane? Choose four kids. I am going to ask a question. The first one who raises his hand will have a chance to answer the question. The first person to get the question correct gets to be in the challenge.**

Question: Water came out of this when Moses hit it with the rod. (rock)

We are going to do one more question. Whoever gets this one right is the second challenger.

Question: What kind of bird did God send for the Hebrews to eat? (quail)

We now have our two challengers.

The challenge this week takes two people. The first person is handcuffed and placed on one side of the room. The second person goes to the opposite side of the room. He must make a paper airplane, tape both keys (treasure chest and handcuffs) to the airplane and fly the airplane across the room to the other challenger. The first challenger must tear the key off the airplane, unlock the handcuffs and run to the treasure chest.

Are you ready? You will have two minutes to complete the challenge. Ready, go.

If they do not make it in time, pick the other two kids from the question.



Treasure

Supplies: Treasure chest with lock, paratroopers

Place the paratroopers in the treasure chest. Children will be given a paratrooper, as they leave the class today, as a reminder that they can trust in God.

The treasure chest today has paratroopers in it. These guys jump out of airplanes and then trust their parachutes to open. That is a lot of trust to put into a parachute! When you play with these today and watch the parachutes safely carry the guys to the ground, think about how you can trust God. He will never leave you with an unopened parachute.

(pp)

Time stretchers



Craft Activity

Helicopters

Supplies: Paper, scissors, pattern for helicopter (page 16)

Cut out the helicopter. Cut on the line in the middle of the helicopter. Fold the flaps down in opposite directions. The flaps should be out at ninety degree angles from the bottom of the helicopter.

Throw the helicopters up in the air and watch them float down. These should remind us of the manna that God sent down from heaven. God was teaching the Hebrews to trust in Him by relying on Him to send the manna each morning.



Memory Verse

Supplies: Different colors of cardstock, pencils, scissors

“Trust in the Lord with all your heart and lean not on your own understanding; in all your ways acknowledge Him, and He will make your paths straight.” Proverbs 3:5,6 (NIV)

Have each child trace their shoe on the cardstock. Cut them out. On the shoe pattern write the memory verse.

Discuss how trusting in Him will give you direction in your life. When we totally rely on Him and lean on Him, He tells us the right way to go. We know which way to “walk.”



Game

Play a version of Red Light, Green Light.

Pick someone to be “Moses.” All the other children line up in front of Moses. When Moses raises his arms, the children start running toward him. When he puts his arms down, the children must fall down. The first child to touch Moses wins. For limited space, make the movement forward more complex. Examples; hop on one foot, scissor walk, baby steps, etc.

Snack

Quail and Manna



Supplies: Frosted flakes, Rice Krispie™ squares shaped like chicken legs, paper plates

Make Rice Krispie® squares. Before they harden, form them into the shape of chicken legs. These represent quail. The frosted flakes represent manna.

On paper plates, give each child a “quail leg” and a handful of “manna”.

Dr. Jones

“Hello, Dr. Jones here. I’m back for another hair splitting adventure. Speaking of adventure, you are getting quite a name around here for yourself. You have completed some hard challenges. You have unlocked many important treasures. But the important question is, have those treasures you have unlocked changed your lives? Have you remembered to rely on God’s power more? Have you trusted Him to protect you? Do you remember that you are God’s treasure when you have had a bad day? Remember these keys to happiness.

Speaking of keys, are you ready to find another key? Today, the key will unlock a special treasure that will help remind you of another truth from God. Enjoy your journey today.”

Professor Diggs

“Good morning. I have returned to speak with you once again. It is always such a pleasure to speak with such a distinguished and fine looking audience such as you. Yes, I do believe that last time I was here I had an unusual rock to share with you. We have placed it in a special collection as that rock came from the bottom of the Red Sea. It seems that when the Israelites were escaping from Egypt, God caused the Red Sea to actually divide. The Israelites were able to walk across the sea on the dry sea bottom. Amazing! But when the Egyptians tried to follow, God created chaos and then the waters came down upon them.

But I am not here today to teach you a history lesson. So we must get on with my purpose for being with you today: a find that is quite unusual, to say the least. My crew and I were digging in the desert when we unearthed this. (Reach into the bag and pull out the sword.) I have to wonder what a sword was doing in this desert. It definitely looks like one used in battle. I will be spending some time researching the origin of the sword in hopes of determining what battle it might have been used in. I must be going as my work is piling up at the museum. I look forward to conversing once again with you next time. Good bye.”

For I

Don't

ROM 3

Bob Bark the Truth

Let's have our first contestant on "Let's Make A Story". _____ come on down. It's time to play "Let's Make A Story". (Bob continues to bark periodically throughout the game.)

The first contestant has a choice between **curtain number one** and the **empty envelope**. (The correct choice is behind curtain number one.)



Who will be our next contestant on "Let's Make A Story" ? _____ come on down. It's time to play "Let's Make A Story". (Continue to bark.)

The second contestant chooses between **curtain number two** and the **box**. (The correct choice is in the box.)

Our last contestant on "Let's Make A Story" today is _____. Come on down. It's time to play "Let's Make A Story". (Continue to bark.)

The final contestant chooses between **curtain number three** and the **bag**. (The correct choice is behind curtain number three.)

Helicopter Pattern



The Story

The Israelites in
The Desert
Exodus: 16 & 17

The Point

Trust God!

The Verse

"Trust in the Lord
with all your heart
and lean not on your
own understanding;
in all your ways
acknowledge him,
and he will make
your paths straight."
Proverbs 3:5-6
(NIV)

Cooking with your child

Make chicken legs for
supper.

- Beat an egg and add 1 cup milk. Mix well.
- Dip the chicken legs in the milk mixture.
- Crush corn flakes in a bowl.
- Dip the chicken legs in the corn flakes and coat well.
- Spray a pan with Pam and place the chicken legs in the pan.
- Cook the legs on 350 degrees until done.




Discuss how quail is similar to chicken. Talk about how the Hebrews must have cooked the quail. Let your child use his imagination.

Discussion Questions For You and Your Child

The Hebrews had to trust God as they were wandering in the desert. At different times, God provided them with their needs: food in the form of quail and manna, water (from a rock) and protection from a fighting enemy. How has God provided for your family's needs? Was there ever a time when it was hard to trust in Him? How has He directed your family's paths in the past?

What are some ways your family could show more trust in God? Have each member of the family give one way that he can trust God more in the coming week.



Family Fun

Play the old fashioned game of Trust. Have Dad or Mom stand behind each child. The child must fall backwards, trusting their parent to catch them.

DR. JONES
AND THE SECRET OF THE
LOST KEYS



2



WELCOME
PROFESSOR
DIGGS

WHAT DID YOU FIND TODAY?

4

Let's
Make
A Story

Clue #1



Quail

Manna



