



USE IT, DON'T ABUSE IT!

Bible Point

Use, don't abuse what God has given us.

Bible Verse

"Every good thing bestowed and every perfect gift is from above." James 1:17

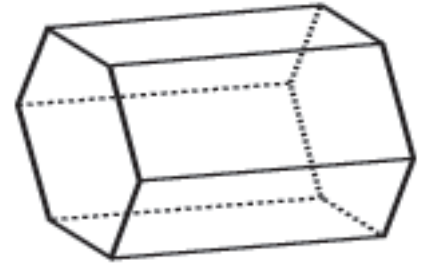
Bible Story

Parable of the Talents
Matthew 25:14-30

What is stewardship? It is using, not abusing all God has given us. It is realizing that because God has given us time, money, talents, possessions and the earth to use, we should use them wisely.

We often get confused over ownership and stewardship. We come to think of ourselves as owning everything. However, every good thing we "own" comes from God. We should be aware of what God has given us and use it for His glory. When we do this, we will be amazed at what He will do with our lives.

DOC What



Supplies:

- 18 Drinking Straws
- Tape
- Metal bowl or strainer
- Light bulb
- Plastic string

Preparation: Construct a 3-D wheel using the straws and tape. Make two hexagons using six straws for each hexagon by taping the straws together at the ends. Attach a straw at each corner of the hexagon. Attach to the other hexagon at the corner (producing a 3-D wheel). Make a thinking cap using the metal bowl or strainer. Tape a dozen long pieces of plastic string to the bowl allowing the string to hang down on the sides. Attach the light bulb to the top of the bowl.

Doc is “tinkering” in his shop. He is holding the 3-D wheel, scratching his head.

Marty comes in on his skateboard.

Marty: Hey, Doc.

Doc: jumps.

Doc: Marty, you startled me. Please do not enter my tinker shop, uh, er tinker lab, my uh experimental lab like that. You could cause quite a commotion here in the lab, Marty.

Marty: Sorry about that Doc. (Marty looks around.) What do you sell here Doc?

Doc: Oh a little of this, a little of that.

Marty: I can see that. Hey, Doc, I’ve been meaning to ask you something. Why do they call you Doc What?

Doc: That’s not my real name. But everyone kept asking me, “Doc, what is that? Doc, what are you doing? Doc, what in the world?” After awhile they just said, “Doc, what?” and the name struck. Doc What.

Marty: That’s cool. But why do you sell a little of this, a little of that. I mean, this just looks like a bunch of junk to me.

Doc: Marty! (Waves hands wildly.) This is not junk! This is re-usable treasure. My motto is “Use it, don’t abuse it!” We can use all this stuff instead of throwing it away. My most famous inventions have come out of this treasure.

Marty: I see. Ok, well, what is that treasure there? (Points to 3-D wheel)

Doc: I am working on a new invention utilizing the everyday drinking straw. Millions of straws are thrown away every day. If I can find an invention using recycled drinking straws, I would revolutionize the whole straw economy. What do you think?

Marty: What is it?

Doc: A wheel! Isn't it amazing? I reinvented the wheel!

Marty: Doc, what in the world are you going to do with a wheel made of straws?

Doc: Well. . . Well. . . Well. . . Let me put on my ideanator and see. (Puts on the metal bowl thinking cap, closes eyes, and "thinks.") I've got it, Marty! I've got it! **This wheel can be used for...** (eyes get large as he looks intently at Marty) **tricycles, bicycles, unicyles, motorcycles. This is revolutionary! Why, if I make them smaller, I can outfit that skateboard of yours.**

Marty: (Picks up his skateboard, looks at the wheels and then looks at the straw wheel.) **If you say so, Doc. I've got to run.**

Doc: Ok, Marty. Come see me when you need a new set of wheels. (Starts laughing at himself.) **Get it? A new set of wheels.** (Stops and looks intense.) **I'd better get working! Time is wasting and the future is at hand. My wheel invention awaits me!**

(Doc Putters around the shop as Marty leaves)

PUPPET SONG

"Life is Good" from Uncle Charlie's Made to Praise, Volume 8.

DOC'S Whatjamacallit?

Supplies:

- Straw 3-D Wheel from Doc What's Tinker Shop
- Scissors


Let us look at Doc's latest invention. What do we call it? A wheel.

On this wheel each part is important. If you removed a piece what do you think would happen? (Cut off a straw and try to roll the wheel. Keep cutting off straws until the wheel will not work properly.)

When we do not take care of the things God has given us, these things do not work like they should. If we eat junk food all the time, will our bodies work right? How about if we never wash our clothes? What if we spend all of our money on candy? What if we just throw trash into our yard? What if we take piano lessons but never practice the piano?

If we did not wash our clothes for awhile, our clothes would not only be stinky, they would also be ruined. If we ate junk food all the time our bodies would not grow and we would get sick. If we spent all our money on candy, we would not have money to buy what we need. If we threw our trash in the yard, we would ruin the yard. If we never practiced our piano, we would not play it very well. Just like cutting pieces off the wheel made it not work properly, when we abuse the things God has given us we are making these things not work.

Stewardship means using, not abusing, what God has given us. In the next eight weeks we are going to learn what Jesus says about the things He has given us and about how to take care of those things. We need to remember that everything we have comes from Him.

 Our memory verse today is "Every good thing bestowed and every perfect gift is from above." James 1:17


God has given us wonderful gifts to use. When we remember where these things come from, it makes it easier to not abuse them but use them for His glory.

DOC'S Time Machine

Parable of the Talents
Matthew 25: 14-30

Supplies:

- 15 coins
- Small amount of dirt or brown cloth
- Biblical costumes (optional)
- Props to make area appear as Mount of Olives (tan floor covering, green bushes)

 Actors: Man, three servants

Preparation: Place the floor covering on the ground. Arrange green plants to look like bushes. Place the dirt or brown cloth on the ground where the actors will be.

One day Jesus was on the Mount of Olives with his disciples, teaching them. One of the

stories He told them was the Parable of the Talents. I am going to tell the story as He told it but I will use some actors and props to help me. One of the things to remember in this story is that in those days a talent was worth about \$1000 in our day. So even though we are going to use one coin to show a talent, it is worth \$1000.

One day a man was going on a journey, so he called his servants and entrusted his property to them. (The man appears and motions to the servants. Three servants appear.)

To one he gave five talents of money, (man gives five coins to the first servant), to another two talents (man gives 2 coins to the servant) and to another one talent (man gives one coin to the last servant), each according to his ability.

Then he went on his journey. (The man leaves.)

The man who had received the five talents went at once and put his money to work and gained five more. (The servant leaves and comes back with 10 total coins.)

So also, the one with the two talents earned two more. (This servant leaves but comes back with a total of four coins.)

But the man who had received the one talent went off, dug a hole in the ground and hid his master's money. (The servant should pretend to dig and cover the coin with a brown piece of cloth or a bit of dirt.)

After a long time the master of those servants returned. The man who had received the five talents brought the other five. (Servant shows the ten talents to the master.) **"Master," he said, "you entrusted me with five talents. See, I have gained five more."**

His master replied, "Well done, good and faithful servant! You have been faithful with a few things; I will put you in charge of many things. Come and share your master's happiness!"

The man with the two talents also came. (Servant shows the four talents to the master.) **"Master," he said, you entrusted me with two talents; see, I have gained two more."**

His master replied, "Well done, good and faithful servant! You have been faithful with a few things; I will put you in charge of many things. Come and share your master's happiness."

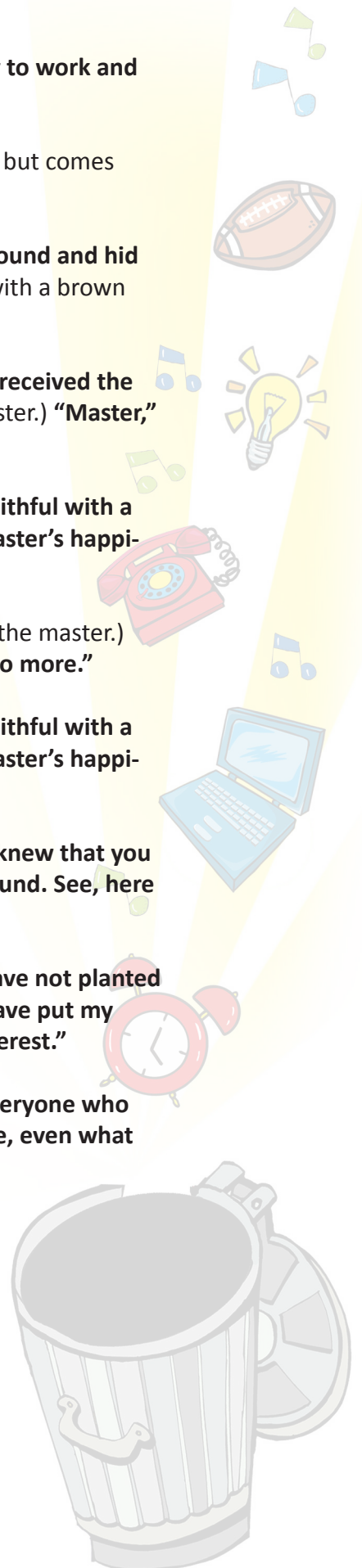
Then the man who had received the one talent came. "Master," he said, "I knew that you are a hard man. So I was afraid and went out and hid your talent in the ground. See, here is what belongs to you." (The servant holds up the one coin.)

His master replied, "You lazy servant! So you knew that I harvest where I have not planted and gather crops where I have not scattered seed? Well then, you should have put my money in the bank. When I returned I would have received it back with interest."

"Take the talent from him and give it to the one who has ten talents. For everyone who has will be given more and he will have abundance. Whoever does not have, even what he has will be taken from him."

So why was the master unhappy with the servant with one talent? After all, he could have gone out on the town and spent it all. He could have wasted it. Instead, he buried it where it would be safe. What is wrong with that?

The story tells us that not only does Jesus not want us to abuse what He has given us, He wants us to use it. He wants us to do something with the gifts that He has given us. We are to use those gifts to bring glory to Him. As we use those gifts, they will multiply.



If you have a talent to play the piano, the more you practice, the better you will become. If you are given a new bike and take care of it, that is wonderful. But if you use your bike to glorify God, that is what He wants. Maybe that means riding your bike to keep your body in shape. Maybe that means riding your bike on errands for your mom. Maybe it means sharing it with someone who does not have a bike. Think about all the gifts that God has given you.

How are you using those gifts?

Prayer

Thank God for all the things that He has given us to use while we are on earth. Ask Him to help us know how to use those things for Him and not to be selfish with them or abuse them.

Invention Lab

Supplies: (per group of 3-4 kids)

- 30 straws
- Roll of clear tape for each group of 3-4 kids

Divide the kids into groups of 3-4. Give each group 30 straws and a roll of tape.

We are now going to see what you can invent while working together.

The rules are:

1. You must use only the straws and tape. Nothing else may be used.
2. Your invention must actually be useful for something.
3. You must complete the invention in the allotted time.

After everyone is finished, have them show the other groups their invention.

Was it hard to work together on this? Was it hard to think of an invention? Were you frustrated with the amount of time given? (Give some time for children to respond to how the process went.)

The Bible tells us “Every good thing bestowed and every perfect gift is from above.” James 1:17. We need to understand that God gives us things in this life to use. None of these things will last forever. Just like the straws will eventually be thrown away, all our “stuff” will be thrown away. It is what we do with our “stuff” that is important.

When you were working on your invention, were you patient with each other? Did you listen to each other’s ideas? Were you kind to one another? Those things matter.

So next time you start to get bent out of shape because you got the smallest

piece of cake or your brother's skateboard is better than yours or you are not as tall as you want to be, remember that it is what you do with what you have that matters. Were you thankful you even got a piece of cake? Are you glad for your brother that he has a nice skateboard? Do you remember that God made you wonderfully and created you special? When we look at things through God's eyes, we will be much happier with all we have.


Invention Testing



Balancing Ball Blower Test

Supplies:

- Three ping pong balls
- Three bendable straws

Preparation: Bend the straws at the elbow. Make four slits  Bend the cut ends out.

Today we are going to test an invention made with a straw. This is a Balancing Ball Blower. (Demonstrate how it works by placing the ping pong ball on the cut area and blowing hard into the long end. The ball should blow off the straw and into the air. It will take some lung power to make this happen!)

We are going to have a contest to see who can keep the ball in the air the longest. (Choose three people to try it. Or if you have a smaller group consider letting everyone try it, just make sure you have extra straws for each person.)

(Give each contestant a straw and a ping pong ball. Let them try the invention before the contest.)

Are you ready to start the contest? Place your ping pong ball on the straw. Ready, start blowing. (The balls will only stay in the air a short time so watch carefully to see who keeps the ball up the longest.)

Was it hard to keep the ball in the air? It reminds me of how hard it is at times to keep our "stuff" in the right perspective. What I mean by that is how to use it for God and not abuse it. We cannot do it alone. We need the Holy Spirit to help us. The Holy Spirit will convict us if we are abusing gifts from God or if we are not using them in a way that is pleasing to Him. However, we must be open to hearing from the Holy Spirit. And we must be willing to obey when we realize that we are doing the wrong thing.

PowerPoint



Straw Power

Supplies:

- PowerPoint presentation (included with the curriculum book)

Who first invented drinking straws?

1. Benjamin Howard
2. Sylvia Ayers
3. Pamela Spigarelli
4. Marvin Chester Stone

Answer: Marvin Chester Stone

What were the first straws like?

1. They were paper with paraffin coating them
2. They were plastic tubing
3. They were the same as today
4. They were black and white and red all over

Answer: They were paper with paraffin coating them

What year was the first modern straw made?

1. 1776
2. 1886
3. 1904
4. 1986

Answer: 1886, although the patent was given in 1888

How were the first straws made?

1. By winding strips of paper around a pencil and gluing it together
2. With a machine
3. By making long tubes and cutting them into smaller tubes, all by hand
4. None of the above

Answer: By winding strips of paper around a pencil and gluing it together

What year were straws made out of plastic?

1. 1920
2. 1940
3. 1960
4. 1980

Answer: 1960

What gets on parents' nerves?

1. Blowing bubbles in your milk with a straw
2. Shooting spitballs at the dinner table
3. Putting straws up your nose to look like a walrus
4. All of the above!!!!

Answer: All of the above!!!

A straw that is hard plastic and has a number of twists and turns at the top is called:

1. A bendy straw
2. A crazy straw
3. A nutty straw
4. A weird straw

Answer: Crazy straw

What are spoon straws (has a cut-away shape at one end that functions as a miniature spoon) intended to be used with:

1. Iced tea
2. Slushies
3. Soda pop
4. Buttermilk

Answer: Slushies

Straw vote: Which person in the Parable of the Talents did not use his talent in the way God intended?

1. The servant given 5 talents
2. The servant given 2 talents
3. The servant given 1 talent
4. They all used their talents the right way

Answer: The servant given 1 talent

Another straw vote: What did the person with 1 talent do with his talent?

1. Put it in the bank
2. Spent it on a party
3. Gave it to a friend
4. Buried it

Answer: Buried it!



Time Stretchers

Snack

Text Message

Supplies:

- Graham crackers
- Frosting
- Alphabits® cereal
- Plastic knives
- Paper plates

Spread frosting on a graham cracker. Using Alphabits cereal, have the children write a text message to a friend telling him/her to “Use it.” Have the children be creative in adding more to the message.

Craft

Play the Strawbone

Supplies:

- Drinking Straw
- Scissors

Push down on one end of a drinking straw. When the end is flattened, cut it into a wedge shape, creating two pointed flaps.

Cut 3 evenly spaced notches along the straw’s middle (pinch section as you cut it).

To play, put the cut end about an inch into your mouth, lightly close your lips around the straw, and blow hard. The sound should be similar to a kazoo. Place fingers over different holes to change the pitch.

Game

Straw Towers

Supplies:

- 12 straws for each pair of children

Preparation: Cut the straws in half to make 24 smaller straws.

Divide the children into pairs.

First player sets down two straws parallel to each other, a few inches apart. The other player lays two straws across the pair going the other direction. Continue building the tower, trying not to knock over the growing tower of straws. Play until someone's straw makes the tower tumble.

Memory Verse

Straw Relay

Supplies:

- Straw for each child
- Copy of memory verse cards for each team

Preparation: Print and cut the cards.

Divide the children into groups of ten or less. Place the memory verse cards at one end of the room, scattering them on the floor. Line up the groups for a relay. The first team member runs across the room to the stack of cards. He/she places the straw in the mouth with the other end on the memory card and sucks in air. The card will attach to the straw as long as the child does not exhale. The child stands up, places the card in the hand and runs back to the team. Play continues until all the cards are retrieved. Team members work to put the cards in order.

Small Group

1. Why did the master get upset with the servant who hid his talent?
2. In what ways do people hide their talents?
3. Does it hurt other people when we hide our talents? If so, how?
4. Does it hurt ourselves when we hide our talents? Give an example.
5. How do people abuse things God has given them?
6. Can you think of one thing that you may be abusing? What can you do to use it for God?

Memory Verse cards

Every GOOD thing

Bestowed and

every Perfect Gift

is from aBOve.

James 1:17

Trash TO Treasure Gazette

Bible Point

Use, don't abuse what God has given us.

Bible Verse

Every good thing bestowed and every perfect gift is from above.

James 1:17

Bible Story

Parable of the Talents

Matthew 25:14-30

Invention

The Straw

Fun Facts ABOUT the Straw

The first modern straw was made in 1886 and was made of paper with paraffin coated on the outside. It was made by wrapping paper around a pencil and gluing the paper in place. The plastic straw, we know today, was invented in 1960.

Family Discussion

What gifts has God bestowed upon your family? Have each family member list at least five. Are you abusing any of these gifts?

Are you using these gifts for God's glory?

Name one gift that you are either abusing or not using for God.

Brainstorm ways that you can change this.

Work this week on making the change.

Family Fun

Have a milk bubbling contest.

Each family member gets a glass of milk and a straw. On go, everyone blows into the milk and sees who can make the bubbles overflow their glass the fastest!



Teaching Needs

Teachers/Characters:

Doc What _____

Doc's Whatjamacallit _____

Time Machine _____

Invention Lab _____

Invention Testing _____

PowerPoint Game _____

Time Stretchers _____

Supplies:

Doc What: ☐ 18 Drinking straws ☐ Tape ☐ Metal bowl or strainer
☐ Light bulb ☐ Plastic string ☐ Lab coat*

Doc's Whatjamacallit?: ☐ Straw wheel from Doc's Tinker Shop
☐ Scissors

Time Machine: ☐ 15 Coins ☐ Biblical costumes
☐ Props to make Mount of Olives ☐ Dirt or brown cloth

Invention Lab (per group): ☐ 30 straws ☐ Clear Tape

Invention Testing: ☐ 3 Ping pong balls ☐ 3 Bendable straws

PowerPoint Game: ☐ PowerPoint CD

Snack: ☐ Graham crackers ☐ Frosting ☐ Alphabits® cereal
☐ Plastic knives ☐ Paper plates

Craft: ☐ Drinking Straw ☐ Scissors

Game: ☐ 12 straws for every 2 children

Memory Verse: ☐ One Straw per child

☐ Copy of memory verse cards for each team

Small Group: ☐ Copy of questions for each group

Invention Gazette: ☐ Copy for each child

*Denotes item available in optional kit from RiversEC.com