

# Dr. Seuss & the Bible

## The Grouchy Ladybug: Kindness

Biblical Point: I can be kind to others.

Bible Verse: "Be kind and compassionate to one another, forgiving each other, just as in Christ God forgave you." Ephesians 4:32 (NIV)

Bible Story: Boaz Shows Kindness to Ruth, Ruth 2

### Introduction

In the book, *The Grouchy Ladybug*, children meet two ladybugs with decidedly different outlooks for the day. One is friendly and the other is literally looking for a fight. It might remind the children of days when they wake up on the "wrong side of the bed." As the children compare the two ladybugs and the adventures of the grouchy, unkind ladybug, they can learn how to be kind to others even when they do not feel like it.

Kids will learn that kindness comes from the heart and from wanting to treat others the way they would like to be treated. Jesus shows us kindness and ultimately as we become more like Him, our kindness should reflect His.



# Guess that Book

Supplies: Wrapping paper, tape, bow, *The Grouchy Ladybug* by Eric Carle

Preparation: Wrap the book.

**Today I have something wrapped. Do you know what it might be? It is a book. What book do you think is under the paper?**

**I am going to give you three clues to help you guess a character in the book. (Allow time after each clue for the kids to guess.)**

**It is red and black.**

**It flies around.**

**It is an insect that likes to eat aphids.**

**It is a ladybug. How many of you have ever caught a ladybug before? Do you like to watch ladybugs crawl around? Ladybugs like to eat aphids. These are tiny bugs that are not good for plants. Farmers like ladybugs because they help keep the aphids away from their plants.**

**Let's unwrap the book and see what we are going to read today.**

Have a child unwrap the book.

**This book is called *The Grouchy Ladybug*.**

## Story Time

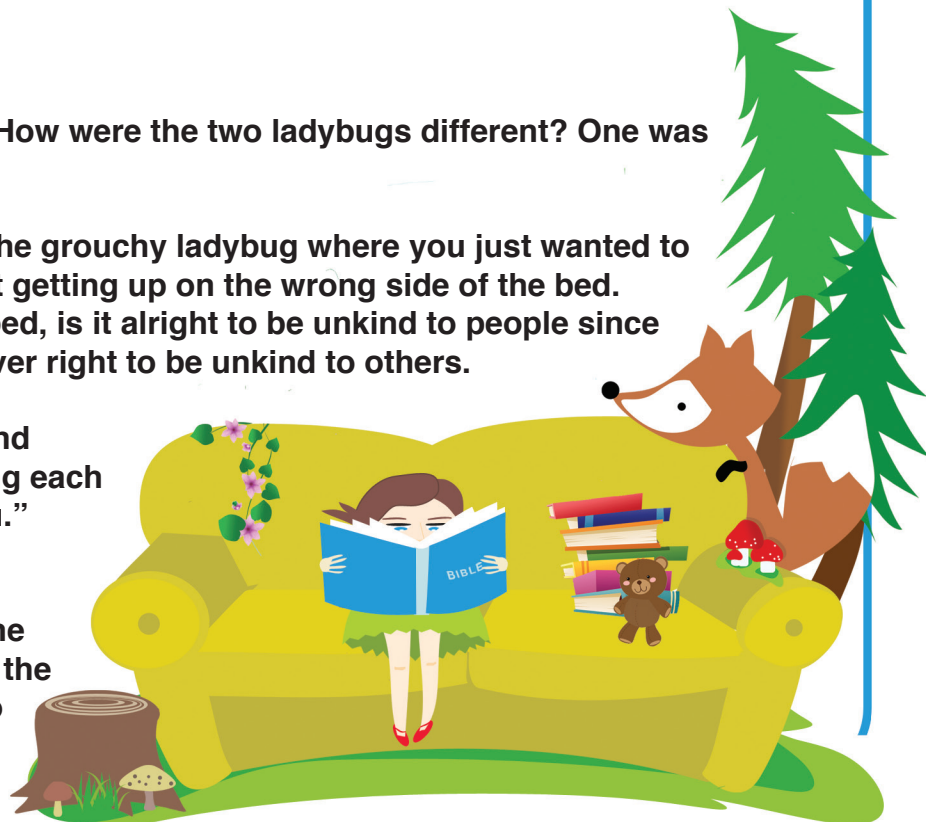
Read *The Grouchy Ladybug*.

**There were two ladybugs in this story. How were the two ladybugs different? One was grouchy and the other one was kind.**

**Have you ever had a grouchy day like the grouchy ladybug where you just wanted to fight someone? Sometimes we call that getting up on the wrong side of the bed. If you get up on the wrong side of the bed, is it alright to be unkind to people since you are having a hard day? No, it is never right to be unkind to others.**

**Our Bible verse today says, "Be kind and compassionate to one another, forgiving each other, just as in Christ God forgave you."  
Ephesians 4:32**

**How was the friendly ladybug kind to the grouchy one? She was willing to share the aphids with her. She also was willing to**



**forgive the grouchy ladybug at the end of the story. She shared the aphids even though the ladybug had been mean to her.**

**Let's make the choice to be kind to others. Jesus wants us to be kind.**

## Word of the Day: Kind

**Our word of the day is kind. I am going to tell you something someone might say. If it is kind, make a face like the friendly, kind ladybug might make. If it is unkind, make a face like the grouchy ladybug.**

**-Let's practice. Show me your kind ladybug face. Now show me your grouchy ladybug face.**

**-Would you like to sit next to me?**

**-No, you cannot play with me. Go find someone else to play with.**

**-I am not going to share my toy with you.**

**-Excuse me. I didn't mean to bump into you.**

**-Yes, I forgive you.**

**-Did you drop your snack again? You are always dropping something.**

**-Ouch. You stepped on my foot. I'm not playing with you anymore.**

**-Can I help you pick that up?**

**-That is a nice drawing. You did a good job.**

**-Thank you for giving me that pencil.**

**We make the choice whether we are going to be kind or grouchy. Let's make the choice to be kind just like Jesus is kind to us.**

## Bible Story

**Boaz Shows Kindness to Ruth, Ruth 2**

**Supplies: Yellow cardstock, scissors**

**Preparation: Cut the yellow paper into strips to simulate grain.**

**Place them on the floor in a "field."**

**We are going to pretend that this is a field and the yellow strips of paper are grain. The grain has been cut and most of it picked up. However, some was left in the field. Do you think the**



**workers need to come back and get what they left?**

**In Bible times, the farmers would leave some of the grain in the field so that people who did not have food could come and collect it. Then they would have something to eat. God had told them to do this so that the poor would be taken care of. It was a way to be kind to those who did not have food.**

**Let's pretend that we need food and pick up some of the left over grain. We need to make sure that we are kind to others and not take more than we need. So everyone should pick up just a few pieces. If we pick up all the pieces, then we have not left any for others who might need food.**

**Today we are going to learn a story about two people: Ruth and Boaz. One needed food and the other owned the field that had the food. Ruth needed food for herself and for her mother-in-law, Naomi. Both of their husbands had died and they were all alone in the world. They did not have a job or anyone to take care of them. So Ruth went into the field to try to find food. Ruth worked hard in the fields behind the workers who were cutting and gathering grain.**

**Boaz owned the field where Ruth was gathering food. He came into the field and saw Ruth. He asked the man in charge who Ruth was.**

**After the man told him about Ruth and how hard she had worked, Boaz went to her and told her to stay in his field. He told her that she would be protected. And he told her that she could get a drink from the water in the jars that the men who were working the field were using.**

**Ruth bowed down in front of him asking, "Why are you being so kind to me? In fact, why are you even noticing me? I'm from another country."**

**Boaz told her that he had heard how kind Ruth had been to her mother-in-law, Naomi, and how she had left her own country to come to live with Naomi. Not only was Boaz kind to her then, but when it was time to eat he invited Ruth to eat some of the food he had.**

**When she went back to the field to work, Boaz told the workers to leave even more stalks of grain for her to pick up. Boaz continued to be kind to Ruth each day that she came to the field to gather food.**

**Can you tell me some of the ways that Boaz was kind to Ruth?** (Allowed her to pick up grain in the field. Protected her. Gave her water. Gave her a meal to eat.)

**How had Ruth been kind?** (She had taken care of her mother-in-law, Naomi.)

**We can make the choice to be kind just like Boaz and Ruth were kind to others. Remember that Jesus wants us to be kind. When we are having a hard time being kind, we can pray and ask Jesus to help us. He will always help us be kind if we ask Him.**





## Circle Time

Have the kids sit in a circle and discuss the questions. Make sure each child has an opportunity to share.

**Did Boaz remind you of the grouchy ladybug or the friendly ladybug? Why?**

**What about Ruth? Do you think she was more like the grouchy ladybug or the friendly ladybug?**

**Jesus tells us to treat others the way we would want to be treated. This is a good way for us to know if we are being kind. When we treat other people the way we want to be treated, then we will be kind to others. How do you like to be treated?**

## Prayer

Ask Jesus to help the children be kind to others. Also, help them to think about how they would want to be treated and treat others the same way. Maybe ask them to think of someone they need to be kinder to. Have them pray for that person.

## Nature/Science Time

Supplies: Ladybug insect habitat or other option

Order a ladybug insect habitat. Make sure this is done far enough in advance so that the ladybugs will hatch in time for the kids to see them. Any children's toy store or online science store will carry these.

Other options: Collect ladybugs in a jar for children to watch. Or make a model of a ladybug, a leaf and an aphid out of fun foam, cardstock or playdough. Talk to the children about how the ladybug eats the aphid, which saves the plant. The aphids suck the juice from the plants, which eventually kills the plants.

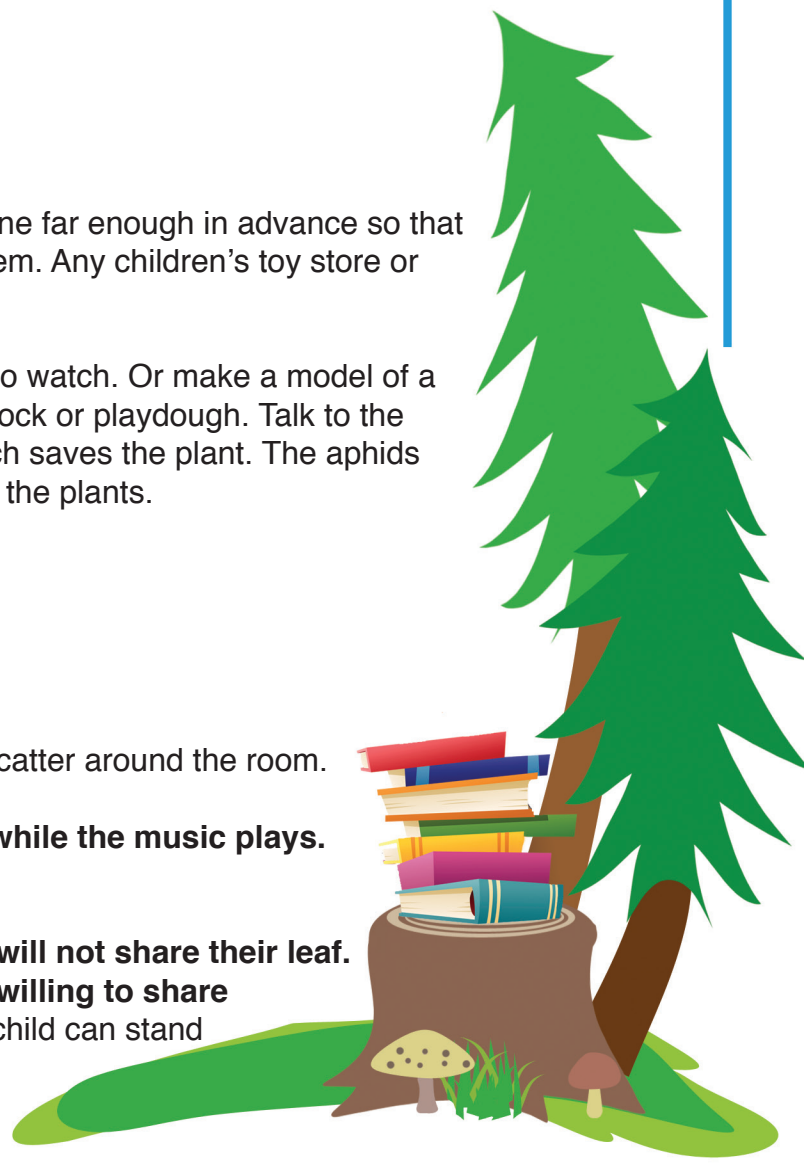
## Creative Movement

Supplies: Green paper or felt, music

Preparation: Cut out leaves from the paper or felt. Scatter around the room.

**Pretend to be ladybugs flying around the room while the music plays. When the music stops, find a leaf to stand on.**

**Play one round where everyone is grouchy and will not share their leaf. Play another round where everyone is kind and willing to share their leaves with other ladybugs (More than one child can stand on a leaf.)**



# Role Playing

**What would be the kind thing to do?**

**A friend just spilled her ice cream cone all down the front of her dress. She is crying.**

**Someone in your class dropped his drink on the picture you were making for your parents. He says that he is sorry.**

**Your mom is bringing the groceries in from the car. The door keeps slamming shut, making it hard for her to open it and carry the groceries.**

**You need a glass of water but you cannot reach the glasses. Your dad is the only one home and he is watching a football game on television.**

**Your big brother calls you a name.**

# Finger Play

**I can be kind as can be** (Point to self.)

**With all my friends and my family** (Point to others.)

**I'll not hit nor yell nor shove** (Act out words while shaking head.)

**I'll treat everyone with kindness and love.** (Put out arms and bring them into a hug.)

# Craft: Egg Carton Ladybug

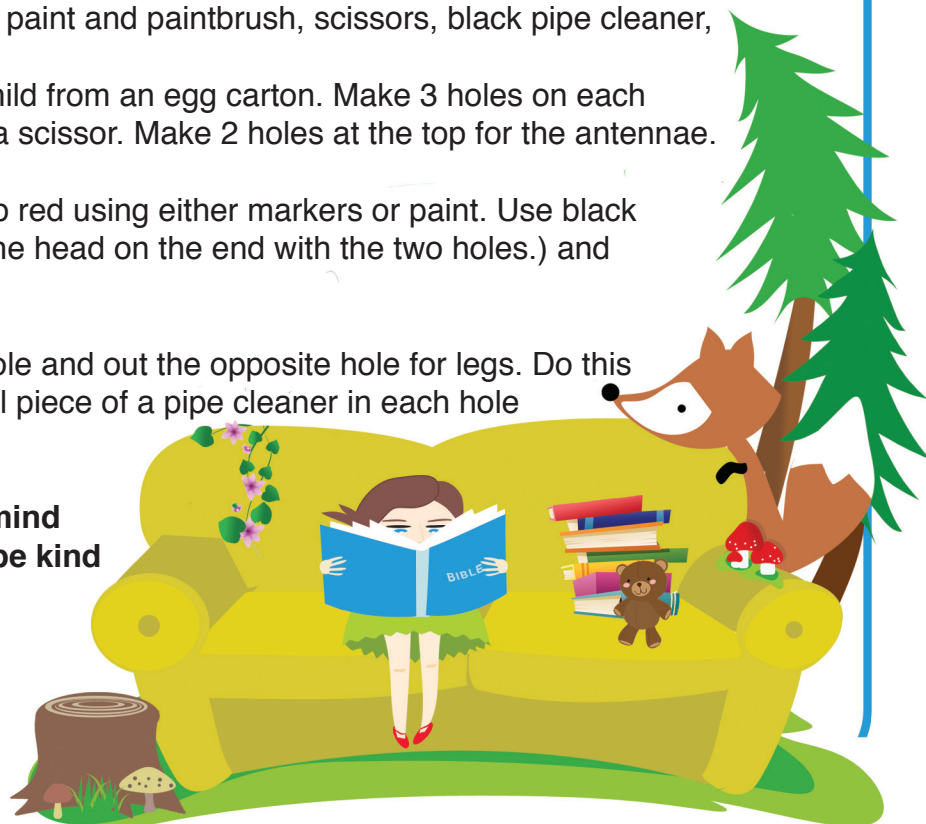
**Supplies:** Egg carton, markers or tempera paint and paintbrush, scissors, black pipe cleaner, googly eyes (optional)

**Preparation:** Separate one cup for each child from an egg carton. Make 3 holes on each side of the cup for legs using the point of a scissor. Make 2 holes at the top for the antennae.

Have the children color the egg carton cup red using either markers or paint. Use black to color the head (Make sure they make the head on the end with the two holes.) and make spots on the body.

Insert the black pipe cleaner into a side hole and out the opposite hole for legs. Do this with each of the three holes. Insert a small piece of a pipe cleaner in each hole on the head. Glue on eyes or paint.

**Draw a happy face on the ladybug. Remind the children that Jesus wants them to be kind like the friendly ladybug in the story.**



## Snack: Ladybug Cracker

Supplies: Round crackers (or cookies), red frosting, chocolate chips, red licorice lace, paper plate, plastic knife

**Have the children spread the red frosting on the cracker. Use the red licorice to make legs and antennae. Place chocolate chips on the body for spots.**

## Games: Pass the Kindness

Supplies: Ladybug (stuffed, plastic) or bean bag

Have the children sit or stand in a circle while music is played. The children pass the stuffed ladybug from one child to another. When the music stops the child with the ladybug says something kind about the child on either side. Continue until everyone has had something kind said to them.

Option: For older kids, throw the ladybug back and forth across the circle.

## Activity Page

Supplies: Copy of field activity page, brown toned crayons

Option: For older children, have them write the Bible verse on the bottom of the page.



# Boaz's Field

Draw grain left in the field for the poor.





# Dr. Seuss & the Bible

## Supply List

Guess That Book: ☐ Wrapping paper ☐ Tape ☐ Bow

☐ *The Grouchy Ladybug* by Eric Carle

Bible Story: ☐ Yellow cardstock ☐ Scissors

Nature/Science Time: ☐ Ladybug insect habitat or other option

Creative Movement: ☐ Green paper or felt ☐ Music

Craft: ☐ Egg carton ☐ Markers or tempera paint and paintbrush

☐ Scissors ☐ Black pipe cleaner ☐ Googly eyes (optional)

Snack: ☐ Round crackers (or cookies) ☐ Red frosting

☐ Chocolate chips ☐ Red licorice lace ☐ Paper plate ☐ Plastic knife

Games: ☐ Ladybug (stuffed, plastic) or bean bag

Activity: ☐ Copy of field activity page ☐ Brown toned crayons



# DR. SEUSS THE GROUCHY LADYBUG & THE BIBLE

BIBLICAL POINT: I can be kind to others.

BIBLE VERSE: "Be kind and compassionate to one another, forgiving each other, just as in Christ God forgave you." Ephesians 4:32

BIBLE STORY: Boaz Shows Kindness to Ruth, Ruth 2

BOOK READ: *The Grouchy Ladybug*  
by Eric Carle

## QUESTIONS TO ASK ABOUT THE BOOK:

How did the friendly ladybug treat the grouchy ladybug? How did the grouchy one treat the friendly one? When you are having a bad day, is it all right to be grouchy and unkind? Was it all right for the ladybug to be grouchy and unkind since she was having a bad day?

## DIALOGUE:

What is a good measure of whether we have been kind or not? Jesus tells us to treat others the way we would want to be treated. Would we want words we speak to others to be spoken to us? Would we want the actions we show to others to be

shown to us?

Think of a situation when someone was not kind to you. How did you respond? Were you kind in your response? If not, how could you respond better next time someone is unkind to you?

## FAMILY FUN:

Have a Ladybug Freeze Dance. Play music while the "ladybugs" fly around the garden. When the music stops, all ladybugs must freeze.

