

Jesus Knows You

BIBLE POINT

Jesus knows all about you.

BIBLE STORY

Judas betrays Jesus

John 13, 18:1-4; Matthew 26:14-16

Luke 22:1-6, 47, 48



OVERVIEW

Butterflies develop in four stages. The first stage is a tiny egg. When we look at the egg, we don't know what exactly is inside it. But God knows what is inside the egg. God also knows what is inside of each of us. He knows all about us.



Creative Play Time



Supplies:

- Butterfly finger puppets
- Caterpillar crawl through tube
- Butterfly puzzle
- Butterfly costume
- Plastic eggs with stuffed caterpillars inside

Free time to explore the butterfly “toys”


STORY TIME

Supplies:

- Book: The Very Hungry Caterpillar by Eric Carle

Read The Very Hungry Caterpillar. Each week this book will be reread.

At the beginning of the book, there was a little egg on a leaf. (Show it in the book.) Did you know what was inside the egg? Jesus knows what is inside eggs even if we cannot see inside them. Did you know that Jesus knows what is inside of you? He knows what you are thinking. He knows when you are sad. He knows when you are lonely. And He knows when you are happy. He knows you and He loves you so much.



NATURE TIME

Supplies:

- Plastic cup with caterpillars developing

Have the children observe the cup. Have them guess what will happen next to the small black larvae in the cup. Remind the children that Jesus knows all about the caterpillars and He knows all about us.



BIBLE STORY

Supplies:

- Plastic Easter egg for each child
- 30 coins

Preparation: Place the coins inside the eggs. Hide the eggs.

Activity: Let the children hunt for the eggs. When each child has found an egg, have the children sit in a circle. Open the eggs and dump the coins in a pile. Count them together. (There should be 30 coins.)

Story:

Judas pretended to be a friend to Jesus. He pretended to be a follower of Jesus. He pretended to love Jesus. But Judas was not a friend to Jesus. Do you see this money? Judas loved money more than he loved Jesus.

There were people that wanted to hurt Jesus. These people gave Judas 30 coins so he would tell them where to find Jesus. After Judas told the people where to find Jesus, they arrested him.

Jesus knew what Judas was on the inside. He knew that Judas was only pretending to be his friend. He knows about every person in the whole world. He knows each one of you. (Go around the circle and name each child: He knows ----. And He knows -----.) He knows all about each one of you. He wants you to love Him and obey Him. He does not want you to be like Judas who pretended to be nice on the outside while really being mean on the inside.

PRAYER

Ask Jesus to help each child love Him and to obey Him. Help them to be kind not only on the outside but also on the inside. Thank Him for knowing all about us and for loving us.



I SPY TIME



Supplies:

- Empty juice bottle filled with rice
- Small Easter egg or similar round object

Preparation:

Add the small Easter egg to the bottle of rice. Save for next week's lesson.

Have the children look inside the bottle filled with rice. Try to "spy" the egg.

CRAFT

Egg on a Leaf

Supplies:

- Green paper
- Small white pom poms
- Glue
- Brown paper
- Blue piece of cardstock



Preparation: Cut leaves out of the green paper. Cut a tree branch out of brown paper.

Have the children glue one white pom pom on a leaf to represent a butterfly egg. Have the children glue the branch onto the blue paper. Add leaves including the leaf with the egg.

SNACK

What's In the Egg?

Supplies:

- Teddy Grahams®
- Plastic Easter eggs

Place Teddy Grahams® in each egg. Give each child an egg. Let them open the eggs to discover the snack inside.



PRETEND PLAY

Have the children act out the steps of metamorphosis: (Each week another step will be added.)

1. The children curl up into a ball to represent an egg. Remind them that even though we can not see inside the egg, God can. He sees everything about us.



Game

Animal Charades

Supplies:

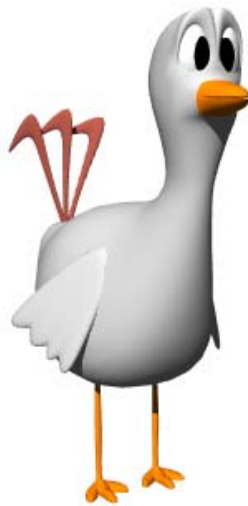

- Plastic Easter eggs
- Animal pictures (page 6)

Preparation: Copy the animal pictures and cut out. Fold and place one picture inside an egg. Make enough eggs for each child.

Have the children take turns choosing an egg. After they open the egg, read the animal to the child quietly. The child then acts out the animal. The other children try to guess the animal.

Remind the children that Jesus knew what was in each egg. He knew what animal each one was acting out. He knows all about us.





Teaching Needs

Creative Play Time:

- Butterfly finger puppets
- Caterpillar crawl through tube
- Butterfly puzzle
- Butterfly costume
- Plastic eggs with stuffed caterpillars inside

Story Time:

- Book: The Very Hungry Caterpillar by Eric Carle

Nature Time:

- Plastic cup with caterpillars developing

Bible Story:

- Plastic Easter egg for each child
- 30 coins

I Spy Time:

- Empty juice bottle
- Rice
- Small Easter egg or similar round object

Craft:

- Green paper
- Small white pom poms
- Glue
- Brown paper
- Blue piece of cardstock

Snack:

- Teddy Grahams[®]
- Plastic Easter eggs

Game:

- Plastic Easter eggs
- Animal pictures (page 6)