

SPEECH




BIBLE POINT

Be an example of Christ with your words.

BIBLE VERSE

“Set a guard over my mouth, O LORD;
keep watch over the door of my lips.”
Psalm 141:3 (NIV)



BIBLE STORY

Hannah
I Samuel 1; 2:1-11

OVERVIEW

Every day we have a choice in the words we use. Will we use words that encourage others? Or will we use words that discourage people? Will we use words that are kind? Or will we choose to allow mean words to come out of our lips? Will we tell lies or say the truth? Will we acknowledge Jesus with our lips or will we deny we know Him?

The words we speak need to match up with who we say we are. If we say we are a follower of Christ, then our speech should be Christ-like. If we have a problem with using good words, we need to examine our hearts. Ultimately we cannot guard our own lips. It is only through Jesus changing our hearts that we can consistently speak words that are a good example of Him.

(pp)

ALIEN REPORT



Supplies:

- None

Zamma: Hello, I am Zamma from the planet Alpha 6. My people have sent me to your planet on a mission.

Tim: Alpha 9 (Holds up nine fingers.)

Zamma: Alpha 6.

Tim: (Holds up fingers in front of Zamma's face.) Alpha 9.

Zamma: Alpha 6. (Looks at Tim.) Would you like to introduce yourself?

Tim: Yes! I am (makes lots of noises with tongue and lips as he pronounces his name) lislbiodleksnkkkzzzzrldisnbnklidsnliwendiglsoemdns. But you can call me Tim.

Zamma: My people sent Tim with me. I wanted to come alone, however, they insisted he accompany me. We come in peace. We have been sent on a mission to observe humanoids. We have found a particular humanoid that does not act like the others.

Tim: (Begins to sing) One of these things is not like the other one. One of these things.... Which of these is not like the other? (Tim goes through a series of funny poses using his entire body.)

Zamma: That will be quite enough. If you do not start taking this mission seriously, I will have no choice but to send you back to Alpha 6.

Tim: I'd rather go to Alpha 9. (Holds up nine fingers.)

Zamma: That will be enough. We have decided to follow this one particular humanoid. Today, at the place where little humanoids go during the daytime hours, we found this humanoid being called names. We were not familiar with the names.

Tim: How about toad breath and four eyes and booger eater and . . .

Zamma: That will be enough. The humanoid did not respond back. Instead he just walked away and found another group of humanoids.

Tim: Why did he not call them frog breath or six eyes or snot drinker? Hey, my sister has four eyes but my brother has nine. I only have two. See, one, two (points to his eyes).

Zamma: I SAID THAT IS ENOUGH! We cannot report our observations with these types of interruptions.

Tim: (Hanging head.) I am just trying to help.

Zamma: Then stick to the facts. (Turns to the children) We will leave you now so that we can record more observations. We will make another report to you at that time. Remember we come in peace and mean you no harm.

Tim: Peace man. Peace. Yeah, Peace out.

COUNTDOWN

(PP)

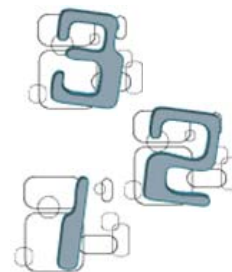
Supplies:

- None

You have 10 seconds to unscramble the word:

PECSEH

(Word- Speech)



MISSION CONTROL

(PP)

Supplies:

- None

MC: This is mission control. Do you read me?

Teacher: Yes, this is Mission 4:12 reporting for duty.

MC: Good. Our mission is to lead by being a good example of Christ. I Timothy 4:12 says “Don't let anyone look down on you because you are young, but set an example for the believers in speech, in conduct, in love, in faith and in purity.” Are you ready to fulfill that mission?

Teacher: (Asks the children) Are you ready to fulfill the mission? (Give them an opportunity to respond.) Yes, we are ready, willing and with God's help able.



(PP)

(PP) MC: We will proceed. I have instructions for your mission today. The code word is SPEECH. The manual reading for activating the code is as follows: “Set a guard over my mouth, O Lord; keep watch over the door of my lips.” Psalm 141:3 Mission 4:12 do you read me?

Teacher: Yes, we understand.

MC: The key to being successful in this mission is to rely on God to help you keep watch over your lips. You cannot complete this mission on your own power. Do you understand?

Teacher: Roger. We hear you loud and clear.

MC: Mission Control powering out. May God be with you.


(PP) Teacher: Over and out Mission Control.

(PP) **OBSERVATION DECK**

Supplies:

- Chair
- Basket

Hannah
1 Samuel 1; 2:1-11



There was a man named Elkanah. He had two wives, Hannah and Peninnah. Now, Peninnah had children but Hannah did not have any. This broke Hannah’s heart. She so wanted children. She would cry and Elkanah would try to comfort her. However, it did not help. Hannah’s deep, deep desire was to have children. And it certainly did not help that Elkanah had another wife who did have children.

Year after year Elkanah would go to Shiloh to worship and sacrifice to the LORD. Whenever the day came for the sacrifice, he would give portions of the meat to his wife Peninnah and her children. However, when it came to Hannah, he would give a double portion. That means he would give her twice as much. He treated her special because he loved her and he felt bad that she did not have children. Year after year this happened. But something else happened year after year also.

Let’s look in Observation Deck 1 to see what happened:

(PP)

OBSERVATION DECK 1

Actors: Hannah, Penninah

Penninah: Just because you get a double portion does not mean a thing. Look at all my children.

Hannah: (Does not say anything. Hangs head.)

Penninah: So, I bet you wish you had some kids. Must get boring without any children to take care of.

Hannah: (Sighs. Wipes away tears.)

Penninah: I wonder who will take care of you when you are old. I am glad I don't have to worry about that. I have plenty of children to take care of me. I am so blessed to have so many children.

Hannah: (Walks away crying.) I just don't feel like eating.

We do not know if Peninnah really said these things. But the Bible does tell us that she provoked Hannah. So we know that she was unkind to Hannah.

Elkanah would feel bad for Hannah and say, "Why are you weeping? Why don't you eat? Why are you downhearted? Don't I mean more to you than ten sons?"

Hannah finally did something about her pain. After the meal one year, she stood up and went to the temple. Let's look in Observation Deck 2 to see what happened.

OBSERVATION DECK 2

(PP)

Actors: Eli the priest, Hannah

Props: Chair

Eli is sitting on a chair.

Hannah passes by him. She enters the Temple.

Hannah: (Weeps bitterly and starts praying. She prays with her lips moving but no sound coming out.)

**POWERPOINT
TIP**

With each Observation Deck the slide will remain the same, but a sound will come from the PowerPoint as the actors take their places.

Eli: (Looks at Hannah curiously and then irritated.) How long will you keep on getting drunk? Get rid of your wine.

Hannah: (Looks up from praying.) Not so, my lord. I am a woman deeply troubled. I have not been drinking wine or beer; I was pouring out my soul to the LORD. Do not take your servant for a wicked woman; I have been praying here out of my great anguish and grief.

Eli: Go in peace, and may the God of Israel grant you what you have asked of him.

Hannah: May your servant find favor in your eyes. (She leaves with her contented face up.)

When Hannah prayed, she promised the Lord that if she were to have a son she would give him to the Lord for a special purpose. As time went on, the Lord granted Hannah's request. She gave birth to a son, naming him Samuel.

Did she fulfill her vow? Did she do what she said she would do? Let's look in Observation Deck 3 to find out.

(PP) OBSERVATION DECK 3

Actors: Eli, Hannah, small child (can also have a child in the class walk on his/her knees to appear younger)

Props: Basket

Hannah (holding the basket and the child) walks up to Eli.

Hannah: As surely as you live, my lord, I am the woman who stood here beside you praying to the LORD. I prayed for this child, and the LORD has granted me what I asked of him. So now I give him to the LORD. For his whole life he will be given over to the LORD.

Eli: (Takes the basket and the child's hand. He walks away with the child.)

Hannah did exactly as she had promised. But not only did she do this, she also did it with a thankful heart. Her words expressed how she felt:

"The Lord has filled my heart with joy. He has made me strong. I can laugh at my enemies. I'm so glad he saved me. There isn't anyone holy like the Lord. There isn't anyone except him. There isn't any Rock like our God." I Samuel 2:1-3 (NIRV)

In Observation Deck 1, Hannah made a choice not to use her words against someone who was tormenting her. Even though she was hurt, she did not lash out.

In Observation Deck 2, Hannah made a choice to use her words to talk to God. She took her problem to Him. However, when she was praying she was misunderstood. She was accused of something she did not do. She could have become angry. She could have lashed out at Eli. Instead she calmly explained to him the truth.

And finally in Observation Deck 3, she backed up her words with actions and then used her words to praise God.

How do you use your words? Do you lead others toward Christ with the words you use? Are you an example of Christ by the things you say?

PRAYER

(PP)

Give the children time to think about their words. As you pray with them give them an opportunity to confess wrong words that they may have trouble with, such as angry words, retaliatory words or untruthful words.



(PP) SPACE LAB



Shooting Stars and Impact Craters

Supplies:

- Newspaper
- Five small round rocks or balls of various sizes
- Plastic container
- Flour
- Cocoa powder
- Flour sifter
- Rubbing alcohol
- Paper towel
- Tongs
- Lighter
- Bucket of water

Preparation: Spread the newspaper on the floor. Place the plastic container in the center of the newspaper. Fill the container with flour, about 2 inches deep. **DO NOT PRESS THE FLOUR DOWN.** Using the flour sifter, sprinkle a layer of cocoa powder over the flour. Wad up the paper towel into a ball. Soak it in 50% rubbing alcohol and 50% water.

How many of you have ever seen a shooting star at night? Although it looks like a falling or shooting star, it is really a meteor.

LARGE GROUP TIP

Fill a baby pool with flour. Stand on a step ladder and throw the “meteors” into the flour.

Meteoroids are space junk like pieces of sand or even big boulder sized rocks. When they enter the Earth’s atmosphere, they start to burn up. That is when they are called meteors. When this happens at night, we see it as streaks of light in the sky that look like shooting stars.

Hold up the paper towel ball with the tongs. **Let's pretend that this is a meteor.** Light the paper towel ball with the lighter. The alcohol should burn off. After a few seconds, drop the ball into the bucket of water. **Sometimes the meteor will burn up. Other times it will burn but make it to Earth before completely burning up.**

Warning: Be careful not to drop the burning paper towel on the floor. Also, make sure you do not have any rubbing alcohol on your hands or body.

If the meteor makes it all the way to the surface of the Earth, it is called a meteorite. When it hits the earth, it will make an impact crater. Usually the crater is small. However, sometimes they can be quite large.

We are going to drop some different rocks onto this powder. The rocks are like meteorites and the powder is the earth’s surface.

Choose different children to drop the rocks into the powder. As each rock drops, carefully remove it from the flour. Have the children see the crater

it made. (The brown cocoa powder will make it easier to see how the surface moved.)

Did you know that our words can be like the meteoroids? Our words are sometimes floating around in our heads waiting to come out. If we do not control our words, they can be like the meteors that make it into the Earth's atmosphere. They can burn as they come out. What I mean by that is they burn people. They hurt people. And sometimes they are even like the meteorites that hit the ground. They leave marks. Our words can leave scars.

On our mission to be an example of Christ we must think about our words. Do they burn people? Do they leave scars? Are our words like meteors?

(pp) **ASTRONAUT TRAINING**



Balance

Supplies:

- *String ball

It is important that astronauts have good balance and spatial awareness. This means that they are aware of their surroundings and can move around them without constantly bumping into things and getting hurt. It is especially important when astronauts are exploring. For instance, on the moon they need to be aware of rocks and craters in their path so they do not trip and fall.

We are going to do some astronaut training. In order to improve our balance and our spatial awareness, we are going to stand on one foot while trying to catch this “alien” ball.

(Have the children form a circle. Have them lift up one foot and balance on the other. Throw the ball back and forth across the circle. After everyone has had a turn, give the children a break. Now, have them do it again but lift the foot level with the other knee.)

Was this hard to do?

Now we are going to do this in a different way. We are going to pretend that the ball is a meteor coming at us. We are going to try to dodge it without falling over.

(Have the children lift up one foot and then dodge the ball as it is thrown by another child.)

We talked about words being like meteorites. When harsh, angry or unkind words are said, it throws people off balance. They fall just like we fell when trying to dodge the ball. They do not fall physically but inside they fall.

We need to remember that our words should not knock people down. If we want to lead by example, we must speak words that are the kinds of words that Jesus would speak.

Fun NASA fact: After astronauts return to earth after a few days of space flight they may lose some sense of balance. Research scientists from NASA’s Neurosciences Laboratory closely watch the crew members to make sure they are okay. Often they must do balance exercises to regain their spatial awareness. They may not be able to do physical activities such as drive a car until they are back to normal.

ASTRONAUT STORY

(pp)

Rick Husband

When Rick Husband was a child, he dreamed of one day becoming an astronaut. As he watched the astronauts landing on the moon his excitement and desire to become an astronaut only grew stronger. After he watched the moon landings he said, "There is no doubt in my mind that that's what I want to do when I grow up." Years later his dream would become true.

Rick Husband was selected to be an astronaut in 1994. He flew two missions, one as a pilot and the other as the commander. He loved his life with NASA. In 2003 he flew on Columbia which would be his last mission. During re-entry Columbia disintegrated. All the crew died that day including Rick Husband.

As people all across America mourned the loss of the astronauts aboard the shuttle, one thing became apparent. Commander Husband had been a man of faith. Not only did he believe in Jesus and follow him, but he used his words to tell others about Jesus. Through the words he used in everyday conversation, in songs he would sing in church, in leading prayers and in talking in front of people, he told people about Christ.

His pastor said this about him, "He is probably the godliest man I've ever met. He was such a lover of God and a worker for God, a kind person to everyone else. He's the type of person everyone wants to be like."

Rick Husband understood the dangers of space travel. He knew that there was a possibility he might not come home. So, he left a note just in case he died. The note reads "Tell them about Jesus. He means everything to me."

Not only did this astronaut spend his life telling others about Jesus, he made sure that others would continue to tell about Jesus once he was in heaven.



ROTATIONS



COSMIC CRAFTS

DOOR KNOB HANGERS

Supplies:

- Fun foam door knob hangers (available at craft stores)
- Fun foam stickers
- Permanent markers

Have the children decorate a door knob hanger for their room at home. Before they begin ask them what word or words could they put on the hanger that would tell anyone coming into the room about Jesus. After they have thought of the word(s), have them write it on the hanger or use sticker letters. Decorate the hanger with the fun foam stickers.

PRAYER JOURNALS

Supplies:

- Composition notebooks
- Pieces of paper or fabric ½ inch larger than the notebook on all sides
- Glue
- Stickers or other decorations
- Markers

Place the notebook on one sheet of paper. Fold ½ inch of the paper edge over the notebook so that the edges are even with the edges of the notebook. Glue the folded part to the notebook.

Decorate the outside of the notebook with stickers or markers. Write “Prayer Journal” on the outside.

Encourage the children to use their words to pray. Remind them how Hannah brought her request to the Lord.

COMET HACKY SACK

Supplies:

- Two pieces of 8- by 12-inch tissue paper
- Two washers from 1 1/2 inch to 2 1/2 inch diameter
- Scissors
- Pipe cleaner

Stack the two pieces of tissue paper on top of each other. Fold them in half lengthwise. Cut equally spaced cuts from the non-folded side to about an inch from the fold. Unfold the tissue paper. Place the washers at one end of the tissue paper in the crease. Roll the tissue paper tightly, starting at the end with the washer, continuing until all the tissue paper has been rolled up. Fold up the ends of the paper with the washers in the middle. Tie the ends together near the washers with the pipe cleaner. Cut off the excess pipe cleaner.

To play with the "comet", the player tries to keep it in the air as long as possible using only his feet and knees to hit the comet.

Discuss the importance of batting away speech that is not Christ-like. We may have to persevere to keep it away by continually being on guard and knocking it away from our lips.



PERSONAL WORD MAGNETS

Supplies:

- Magnet sheets
- Picture of each child
- Copy of talking bubbles (page 21)

Cut out the picture of the child and glue it to the magnet sheet. Cut out the talking bubble pattern and glue the talking bubbles to the magnet. Write Christ-like words in the bubbles. Have fun with the personal magnet words on the refrigerator at home. Use them to encourage members of the family.

INTERGALACTIC GAMES



METEOR SHOWER BALL

Supplies:

- Small balls (string balls, foam balls, rolled up socks or wads of paper)
- Volleyball net or rope tied between two chairs

Divide the children into two equal teams and place them on each side of the volleyball net or rope. Each child is given a ball. On the signal to start, all the children will throw or hit their balls over the net. The children try to dodge the meteors coming in. If they are hit, they must go to the other side. If they are not hit, they may immediately pick up and hit or throw the ball back over the net. If they catch the ball, they may throw the ball back over the net.

The object of the game is to be the team with the fewest balls on their side when time is called.

Remind the children that when we use harsh or angry words it is similar to throwing meteors at someone. We do not want to burn people with our words. Nor do we want to cause scars like meteorites cause on the earth's surface.

BALANCING BALL GAME

(Astronaut Training Revisited)

Supplies:

- Ball

Divide the children into groups of six to eight. Have them space out so that a little more than an arm's length separates them. Have them balance on one foot while tossing the ball across the circle. If the player loses his/her balance when catching the ball, he or she must hop on one foot around the outside of the circle.

METEORITE SPLASH

Supplies:

- Water balloons

Preparation: Fill the balloons with water.

Play dodge "the meteorite" with the water balloons. Each child gets 1-2 water balloons and tries to hit the others with the "meteorites" while trying not to be hit.



COMET THROW

Supplies:

- Old socks
- Dirt or sand
- Rope or hula hoop

Preparation: Fill the old socks with a cup of dirt or sand. Tie off the end leaving a tail. Place the hula hoop on the ground (or rope in a circle.)

Divide the children into teams. Each team member gets three tries to throw the "comet" in the circle. One point is scored for each comet landing in the circle. The team with the most points wins.

BALANCING RELAY

Supplies:

- Hula hoops
- Book
- Rope for each team

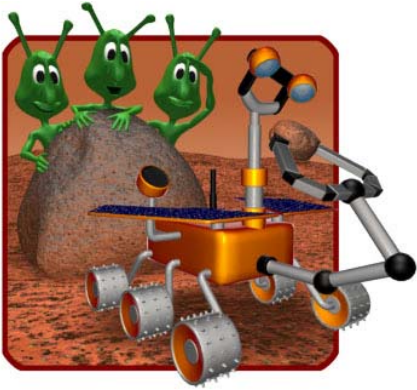
Run different relays where the children must try to balance something. Remind them of astronaut training and how it is important for astronauts to have good balance.

Relay one: Walk while twirling the hula hoop on one arm.

Relay two: Walk while balancing the book on the head.

Relay three: Stretch the rope out. Each team member must walk on the rope. If they fall off, they must go back three steps.

SIZZLIN' SNACK



CRATER PUDDING

Supplies:

- Chocolate pudding
- Bowls
- Spoons
- Miniature marshmallows
- M and M's[®]
- Chocolate chips
- Butterscotch chips (a variety of this type of food)

Preparation: Prepare the chocolate pudding according to directions on the box.

Place chocolate pudding in each child's bowl. Smooth it with a spoon. Drop different small food items into the pudding to create craters.

Discuss how our words can create craters in people's lives. We can leave scars on people when we use hurtful or unkind words.

METEORITE BALLS

Supplies:

- One can sweetened condensed milk
- ½ cup butter
- One bag caramels
- Rice Krispies[®]
- 10 ounce bag large marshmallows
- Toothpicks
- Wax paper
- Two bowls

Pour the Rice Krispies[®] into a bowl. Use the other bowl (microwave safe only) to melt the milk, butter and caramels in the microwave.

Stick the toothpick into a marshmallow, dip it into the caramel mixture and then into the Rice Krispies[®]. Set on wax paper to harden.

DEEP SPACE DISCUSSION

1. What kinds of words encourage you? Can you think of a particular time when someone said something to you that "made" your day?
2. What kinds of words discourage you? Can you think of a time that you were hurt by words someone said to you?
3. Give an example of how someone's speech can be an example of Christ.
4. Give an example of how someone's speech is not an example of Christ.
5. When is it hard to be a good example of Christ with our words?

BLAST OFF BIBLE MEMORY

Set a guard over my mouth, O LORD; keep watch over the door of my lips. Psalm 141:3 (NIV)

PUZZLE RUN

Supplies:

- Copy of Bible verse puzzle for each group (page 20)

Preparation: Cut the puzzle into pieces with at least one piece per group.

Divide the children into groups. At one end of the room, place one pile of puzzle pieces for each group. Make sure the group understands which pile belongs to them. The children line up for a relay. The first child hops down the room on one foot, picks up a puzzle piece and hops back. When tagged by the first child, the second child hops down for a puzzle piece. This continues until all the puzzle pieces are picked up. The group works together to work the puzzle. Once the puzzle is put together, they say the verse together. Then, one by one, have them remove the puzzle pieces continuing to say the verse.

METEOR TOSS

Supplies:

- Various plastic containers
- Aluminum foil
- Sticky notes
- Marker

Preparation: Write the words to the verse on the sticky notes, one word per note. Stick the notes on the plastic containers.

Give each child a sheet of aluminum foil. Have each person form a meteor with the foil. Then, take turns tossing their meteor at one of the containers. If the meteor goes into the container, the child takes a sticky note off the container. Play continues until all the sticky notes are gone. Work together to put the verse in order and practice saying it.





COMET TOSS

Supplies:

- Aluminum foil
- Streamers
- Velcro[®] dots
- Felt target
- Index cards
- Markers

Preparation:

To make the comets: Shape balls out of aluminum foil. Tape 3-4 streamers to one end of a ball. Attach Velcro[®] dots to the end of the ball without the streamer.

To make the target: On the felt, draw a target with the bulls' eye being the sun. Draw 3-4 rings around the sun.

On the index cards, write the words to the verse, one word per card.

The children take turns throwing the comets at the target. Anyone hitting the inside of a ring gets an index card. Anyone hitting the bulls' eye gets two cards. When all the cards have been given out, work together to put the verse in order and practice saying the verse.


MISSION 4:12

DEBRIEFING

BIBLE POINT: Be an example of Christ with your words.

BIBLE STORY: Hannah - Samuel 1; 2:1-11

BIBLE VERSE: Set a guard over my mouth, O LORD;
keep watch over the door of my lips. Psalm 141:3



FAMILY FUN GAME

Circle Time

Sit in a circle. Start with one family member. Go around the circle having each person say one positive word to describe that family member. Continue until all family members have been described.


FAMILY FUN EXPERIMENT

Did you know that every day meteorites fall to Earth? How about trying to collect your own? Most of the ones that do make it to earth are very small and look like ordinary dust or small rocks.

Take a large piece of paper and place it on the ground under a clear open sky. Leave the paper outside for about 4-8 hours. You may need to put something heavy on it so it does not blow away. When it is time to bring the paper in, lift the edge carefully so anything on the paper falls toward the center. Place a strong magnet underneath the paper. Move the magnet around under the pile to help it capture as many metallic particles as possible. Keep the magnet touching the paper while gently tipping the paper so that anything not attracted to the magnet will fall off. Use a magnifying glass to look at the particles on the paper. If you find dark, round particles with pitted surface, these may be micrometeorites.



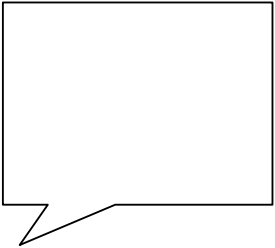





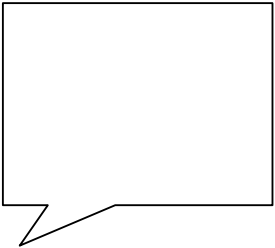



DISCUSSION:

Have you ever been misunderstood and accused of something you did not do? How did it make you feel? How did you respond? What is the best way of responding when you are falsely accused?



Set a guard
over my mouth,
O LORD: keep
watch over the
door of my lips.

Psalm 141:3



DAY I

PLANNING SHEET

Staff

PowerPoint & Sound Staff

Alien Report Actors

Get: Costume supplies

Countdown

Get: PowerPoint presentation or letter cards

Mission Control Actor

Get: Costume supplies

Observation Deck Staff

Deck 1 Actors

Hannah: Penniah:

Get:

Deck 2 Actors

Eli: Hannah:

Get: Chair

Deck 3 Actors

Eli: Hannah: Child:

Get: Basket

Space Lab Staff

Get: Newspaper Five small round rocks or balls of various sizes
 Plastic container Flour Cocoa powder Flour sifter
 Rubbing alcohol Paper towel Tongs Lighter Bucket of water

Astronaut Training Staff

Get: *String ball

Astronaut Story Staff

Get:

*= Available in the optional Mission 4:12 kit

Cosmic Craft Staff

- Craft 1 Fun foam doorknob hangers Fun foam stickers Permanent markers
- Craft 2 Composition notebooks Paper or fabric Glue
 Stickers or other decorations Markers
- Craft 3 Pieces of 8- by 12-inch tissue paper Washers from 1 1/2 inch to 2 1/2 inch diameter Scissors Pipe cleaners
- Craft 4 Magnet sheets Picture of each child Copies of talking bubbles (page 21)

Intergalactic Game Staff

- Game 1 Small balls Volleyball net or rope Two chairs
- Game 2 Ball
- Game 3 Water balloons
- Game 4 Old socks Dirt or sand Rope or hula hoop
- Game 5 Hula hoops Book Rope for each team

Sizzlin' Snack Staff

- Snack 1 Chocolate pudding (prepared) Bowls Spoons
 Miniature marshmallows Chocolate chips
 M and M's® Butterscotch chips (a variety of this type of food)
- Snack 2 One can sweetened condensed milk ½ cup butter One bag caramels
 Rice Krispies® 10 ounce bag large marshmallows
 Toothpicks Wax paper Two bowls

Blast Off Bible Memory Staff

- Activity 1 Copies of Bible verse puzzle (page 20)
- Activity 2 Various plastic containers Aluminum foil Sticky notes Markers
- Activity 3 Aluminum foil Streamers Velcro® dots Felt target Index cards
 Markers

*= Available in the optional Mission 4:12 kit

