

LESSON ONE: WONDERFUL

MAIN POINT: Jesus, the Wonderful, fills us with wonder because He is like no one else.

BIBLE VERSE: For to us a child is born, to us a son is given; and the government shall be upon his shoulder, and his name shall be called Wonderful... Isaiah 9:6

BIBLE STORY: Jesus Heals Many; Matthew 15:29-31

THIS LESSON CONTAINS:

Exploring:

Slimy Facts
Doc Green and Lily, the Apprentice
Uncovering the Name
Discovering the Formula

Investigating:

The Bible Story
Guess the Slimy Creature
Slime Time Lab
Slime Bucket

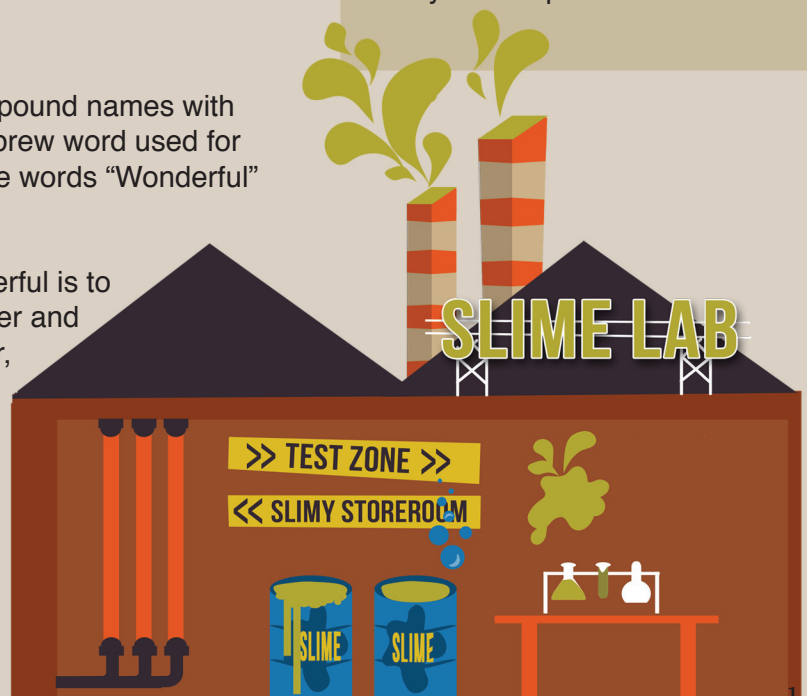
Testing:

The Slime Laboratory
Craft
Games
Bible Memory Activity
Express Yourself
Snack
Trading Cards
Family Lab Report

SOMETHING TO THINK ABOUT BEFORE TEACHING:

Some writers will view the names in Isaiah as four compound names with the first being "Wonderful Counselor," however, the Hebrew word used for Wonderful is a noun not an adjective. So we will use the words "Wonderful" and "Counselor" independently.

Wonder means to separate or distinguish. To be Wonderful is to be in a class all by itself. We may think about the wonder and awe on Christmas morning that children show, however, this wonder is often more of a novelty. The toy, video game or other gift will soon lose its wonder, its appeal. Jesus being Wonderful will never lose His appeal. There is depth in wondering about Him. It is a wonder that will retain an element of mystery as we can never fully figure Him out. This wonder should result in a desire to worship, love, and spend time with Him through Scripture and prayer.



EXPLORING

SLIMY FACTS

Each slide will state a fact about something slimy. Kids will guess if the “fact” is true or not. This can be done with everyone yelling the answer, voting, or dividing into teams. Remember that this activity is a fun way to start the lesson. It is purely optional. If you do not have powerpoint, the facts can easily be read or printed on large posterboard.

Fact #1:

Snot is made up of thick, slimy, sticky, pudding-like mucous made in your nose and sinuses.

Answer: True

Fact #2

Each day your nose and sinuses make about one spoonful of snot.

Answer: False. They make one QUART! That equals four milk cartons from school. Yes, you swallow one quart of snot a day.

Fact #3

Boogers are really just dried, clumped mucous and dirt.

Answer: True



Fact #4

The fear of boogers is called Booger-phobia.

Answer: False. Actually it is called Blennophobia and includes the fear of any slimy stuff that comes out of your nose.

Fact #5

When you have a lot of snot, you do not want to drink water or it will make more snot.

Answer: False. Drinking water helps get rid of extra snot.

DOC GREEN AND LILY, THE APPRENTICE **PP**

Supplies: “slime number” printouts, box of Kleenex®, clipboard

Preparation: Print out the slime numbers. Fold these in half to make tent signs. Place in order on a table along with the box of Kleenex®.

Doc Green enters the lab with his clipboard. He pulls out a tissue and blows his nose. He looks at the tissue and places it by “Slime Specimen #1.” He writes something on his clipboard. He then pulls out another tissue and blows his nose a different way (louder, dramatic, etc.) This continues as he works his way down the line of specimens. When he gets to the last specimen, Lily walks in.

Lily: (Sees the tissues and Doc Green blowing his nose.) **That. Is. So. Gross.**

Doc Green: (Grins) **Yes, isn’t it wonderful?**

Lily: **Wonderful? Wonderful! Oh, I can’t believe I’m working here. That is just beyond gross. That is disgusting. All those... those... those slimy tissues hanging around the lab. And those obnoxious noises you are making. UGH. What am I doing here?** (Puts head in hands.)

Doc Green: **You are my apprentice, Lily. I thought you knew that. You know, you are going to help me with all my slimy experiments and then one day, you too can be a Slime Expert like me. Today it is Doc Green** (points to self) **working in the Slime Lab. In a few years, it will be Doc Lily. Your name even fits.**

Lily: **How exactly does my name fit? My name is Lily. You know, the beautiful flower? A lily. Have you ever seen a lily? It is nothing like this.** (Points with disgust to the tissues.)

Doc Green: **I was thinking more like lily pads. They are green. And slime is green. So your name fits. Although we could call you Dr. Lily Pad one day. Wait? Is that your last name?**

Lily: **No. My last name is Smith.**

Doc Green: **Too bad.** (Pauses a moment.)
Wait! You are not married, correct?

Lily: **Correct.**

Doc Green: **So it’s easy then. We just find you a husband with the last name Pad.**

Lily: **You are NOT going to find me a husband. I am NOT going to marry someone with the last name of Pad. Do I make myself clear?**

Doc Green: (He has lost focus on Lily and has gone back to examining his tissues, scratching his head, looking into space in deep thought.)

Lily: **Doc Green?**

Doc Green: (Jumps.) **What Lily?**

Lily: **Do I make myself clear?**



Doc Green: **About what?**

Lily: **That you are not going to find me a husband.**

Doc Green: **Why would I ever do something like that?**

Lily: (Throws up her hands and groans.) **I can't believe I'm working here. I am suppose to be working in the nice, organized computer lab not here. But oh no, here I am.**

Doc Green: **Isn't it wonderful? You will now get to learn all about slime.**

Lily: **It is not wonderful.**

Doc Green: **Do you wonder about it? Do you wonder about what is going on here?**

Lily: **I absolutely wonder about what in the world is going on in this lab.**

Doc Green: **Then you are full of wonder. Which is what wonderful means.** (Claps hands together.) **Then this job is a perfect match for you.**

Lily: **I give up. What do you want me to do?**

Doc Green: **Just wander around the lab for a bit. I want you to wonder some more about what is going on here. Get it? Wander about the lab to wonder. HA HA HA.**

Lily: **Oh my.** (Slowly looks around the lab wrinkling her nose at different things she sees.)

UNCOVERING THE NAME **PP**

Supplies: For optional display-starburst with “Wonder” in the middle (printout is available), Wonderful sign

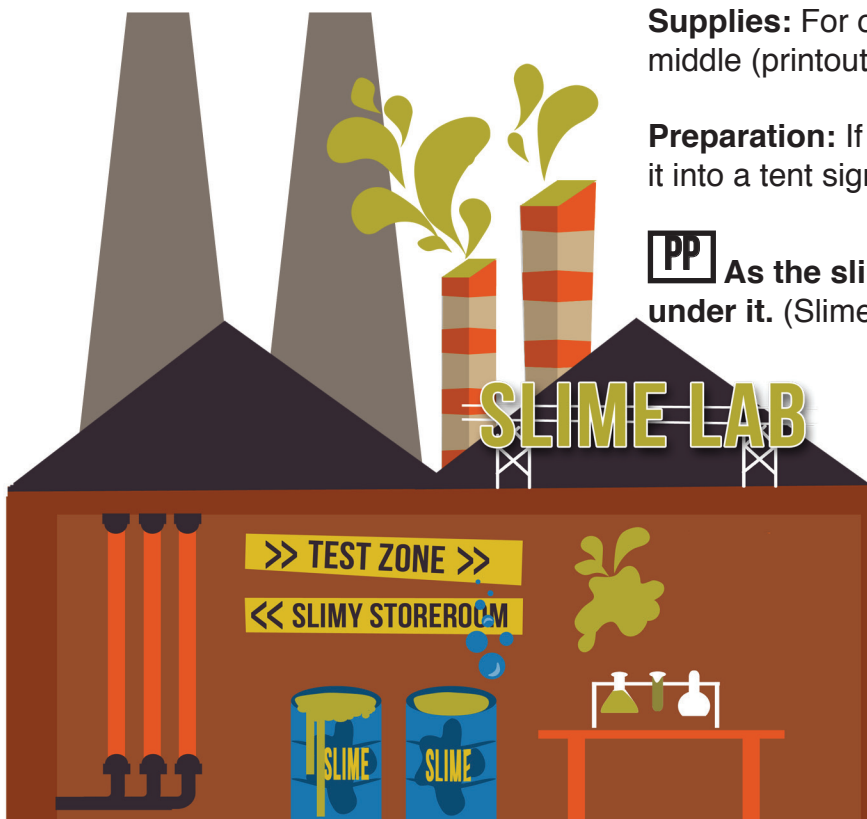
Preparation: If doing the display, print Wonderful sign. Fold it into a tent sign.

PP As the slime disappears, let's try to guess what is under it. (Slime will automatically disappear)

(Have all the kids work together, divide into teams or choose two people to compete.)

What do you think a starburst with the word “Wonder” in it means? (Give the kids some opportunities to guess.)

When we think of the word “wonder” we might think of something that makes us say, “WOW” or we might consider something that make us ask questions.



One of Jesus' names is Wonderful. That means full of wonder. It also means something that is separate from others, there is no other like it.

Jesus is Wonderful because there is no one like Him. He is full of wonder. We should be in awe of Him.

Options:

Display: Place the starburst in the display along with the Wonderful sign.

No Power Point: If you do not have access to power point, put the starburst in a box and have the kids guess what might be in the box giving clues.

DISCOVER THE FORMULA

Read Isaiah 9:6 together:

For to us a child is born, to us a son is given; and the government shall be upon his shoulder, and his name shall be Wonderful...

 Let's say the verse again with some motions to help us remember it.

For to us (Point to self.)

A child is born (Cradle a baby in arms.)

To us (Point to self.)

A son is given (Place a hand out and put it down to indicate a young child.)

And the government shall be on his shoulder (Point with index fingers of both hands to the shoulders.)

And his name (Point to sky.)

Shall be Wonderful (Put fists out in front then open dramatically.)

INVESTIGATING KEY BIBLE STORY

Jesus Heals Many
Matthew 15:29-31

Supplies: Four pieces of large posterboard, wide markers, piece of paper, pen

Preparation: Write the following on each posterboard using large letters:
"People brought those who needed help and placed them at Jesus' feet."



“Jesus healed them.”
“The people wondered.”
“The people glorified God.”

I need a volunteer who is a master at mental math. (Choose an older child.)

I want you to think of a number below 10. Now, double the number. Add 6 to that answer. Divide by 2. Now subtract the number you started with.

Do you have the answer? I am going to write your answer down on a piece of paper and give it to someone to hold. (Write “3” on the paper and give to another kid.) **What is your answer? What was my answer?** (Have the kid holding the paper tell the answer and show the paper to the audience.)

How did I do that?

These kind of tricks can make us full of awe and wonder. However, if I did this trick over and over again, you would get bored. You would lose interest in it.

Have you ever received a gift that when you opened it you were so full of wonder over it? (Have kids give you some examples of gifts that made them feel this way.) **Did you find after awhile that you might still like the gift, might still play with it if it was a toy but the excitement over it was not the same?**

Most things we get excited over are novelties. That means they are new and different from what we are used to. A video game that just came out is a novelty. It might be a new lego set or a new doll. For those of you who are older it might be a new ipod or iphone. It is so exciting when it first comes out and you get it. But after time goes on, the excitement wears off. The wonder and awe over it goes away.



Jesus is different than other things that fill us with wonder. We can never learn everything there is to learn about Him. There is no one else like Him.

Let's look at a time in the Bible when people were full of wonder at Jesus.

Read Matthew 15:29-31:

“Jesus went on from there and walked beside the Sea of Galilee. And he went up on the mountain and sat down there. And great crowds came to him, bringing with them the lame, the blind, the crippled, the mute, and many others, and they put them at his feet, and he healed them, so that the

crowd wondered, when they saw the mute speaking, the crippled healthy, the lame walking, and the blind seeing. And they glorified the God of Israel.”

Let’s see if we can put in order the events that happened. (Place the posterboards mixed up in front where the kids can see. As you talk rearrange them so they are in order.)

What happened first? People brought those who needed help and placed them at Jesus’ feet.

What happened next? Jesus healed them.

Then what happened? The people wondered.

They saw that those who could not speak before could now speak. Those who could not walk were now walking. Those who could not see could now see.

How did they react? The people glorified God.

The people were filled with wonder at what Jesus had done. They realized that this was something different than normal which led them to glorify God.

Let’s say our Bible verse today to help us remember the name of Jesus we are talking about:

PP For to us a child is born, to us a son is given; and the government shall be upon his shoulder, and his name shall be called Wonderful... Isaiah 9:6

Our verse today was written before Jesus was born. It talked about a time when Jesus would come to earth. This is a way that Jesus is like no other- He was willing to come down to earth as a baby, grow to be a man, and die on a cross for our sins. Jesus, the Wonderful, fills us with wonder because He is like no one else. There has never been anyone like Jesus and there never will be. Let’s take a few moments and tell Jesus how wonderful He is. That is a way to worship Him.

PRAYER PP

Have the kids do “popcorn” prayers where they stand up and say a short sentence about how wonderful Jesus is. Examples: “Jesus, you are wonderful.” “There is no one else like you.” “You are so awesome.” “You heal the sick, Jesus.” “You are amazing.”

GUESS THE SLIMY CREATURE PP

Supplies: Powerpoint or picture of banana slug

PP Can you guess what slimy creature is on the screen?
(The slide will zoom out slowly until the kids will be able to see the creature.)



Does anyone know what this creature is called? It is a banana slug. You can probably guess the name of the creature is from the fact it looks like a banana. Sometimes they even have a brown stripe that looks like a banana does when it is overripe.

Banana slugs produce a slime that is similar to the mucus in our nose. This slime keeps the slug's skin moist. Without moist skin, the banana slug would not be able to breathe. When a day is damp, the slime can pull moisture from the air. When a day is dry, the slime gets water out of the soil.

The slime also protects banana slugs from being eaten. Most animals cannot stomach the texture of the slug and the slime has something in it that makes it not taste good.

Finally, the slime helps the slug move over rough ground and protects it from being hurt.

Let's look at the Slime-O-Meter and decide just how slimy you think the Banana Slug is. Our Slime-O-Meter has a scale of 1-10. When I say go you start cheering. When the meter reaches the number you think represents how slimy the creatures is, stop cheering. (Listen as the kids cheer and try to detect when the cheering starts to come down.) **It sounds like the banana slug is (announce the number) on the Slime-O-Meter.**

It is amazing how God uses something as gross as slime to make sure a creature can live. One of the ways in which Jesus is Wonderful is the things He has done. We heard the story of how He took care of people's needs by healing them. He also was a part of creation. When we look at all the different ways that created beings live, we are filled with awe for what He has done. We have a beautiful world to live in that fills us with wonder whenever we take time to look at it. We should be filled with worship and love for Jesus when we realize the world that He has made for us.

Remember that Jesus, the Wonderful, fills us with wonder because He is like no one else.

SLIME TIME LAB: FAKE SNOT **PP**

Supplies: Hot plate, light corn syrup, 3 envelopes unflavored gelatin, measuring cup, ½ cup water, sauce pan, fork

In our Slime Time Lab today, we are going to make something really slimy and gross. We are going to make snot. Watch carefully as I concoct this wonderful slime.

Heat ½ cup water in the sauce pan until it boils. Remove from the hot plate. Pour the gelatin in the water. Allow the gelatin to sit for a few moments.

We have learned that Jesus, the Wonderful, is full of wonder and like no one else. What are some ways that He makes you wonder? (Allow the kids to name things.) What are some ways that He is like no one else? (Again, allow the kids to name things until the gelatin is softened.)



Stir the gelatin with a fork. Add corn syrup until about 1 cup of thick gunk is made. Stir with the fork. Lift out the gunk, making long strands. When it starts to cool, add spoonfuls of water to keep it the consistency of mucus.

We learned some things about mucus or snot today during Slimy Facts that is amazing. Not only is it slimy but it serves a purpose. We were designed so that the mucus would protect us from germs and dirt. The slug was designed so the mucus would also protect him from the environment and other creatures. All of the little details in creation should fill us with wonder for Jesus.

You named ways in which Jesus is like none other. You named ways in which He made you full of wonder for Him. One of the reasons that we keep wondering about Him is that there is a bit of a mystery about Him. Just like the more we learn about His creation, the more we are filled with wonder, the more we learn about Him, the more we are also filled with wonder. There always seems to be more to know about Jesus.

One of the ways we can learn more about Him is by reading our Bibles or having someone read it to us. Let's make a choice to read about Jesus, Wonderful, every day.

SLIME BUCKET: GREEN JELLO SLIME PP

Supplies: Slime bucket (see introduction for ideas how to make this), green jello®, blindfold, kid's meal plastic toy

Preparation: Prepare the green jello®. Cut it up and place it in the bucket. Hide the toy in the jello®

It is now time to find out who will be slimed in the slime bucket. One of you will be picked to put your hands and arms inside the bucket while blindfolded. You will need to find whatever is in the slime and bring it out for us all to see.

Messier but oh-so-fun option: Put a plastic rain coat with hood on the person. Have them stand in a baby pool and dump the slide on the head. Then have him/her hunt in the baby pool for the object.

Blindfold the volunteer and place his/her hands in the bucket. Have the kids cheer and encourage them as they hunt for the toy.

What did you find in the slime? This toy looks like the toys that come with kid's meals at fast food restaurants. How many of you have ever seen a toy like this advertised and you wanted it so bad? You may have thought the toy was wonderful. It captured your attention and all you could think about was the toy. But after awhile, you probably lost interest in it. It did not seem quite as wonderful as when you first saw it.

In the end everything in our life is not as wonderful as Jesus. Whether it is sports, computer games, video games, talking on the phone, hanging out with friends, new toys, Legos, American girl dolls, bikes or skateboards, none of these things have the same wonder as Jesus.



So let's make sure that we are not putting all our time into things that might be fun but that in the end will not be wonderful. Let's make sure that we are spending time with the One who truly is Wonderful.

TESTING

THE SLIME LABORATORY: FAKE BOOGERS

Supplies: fake snot (from Slime Time Lab), dust from a vacuum cleaner bag, ziplock baggies

Preparation: Make enough fake snot for all the kids to have about 1/8 of a cup. Divide the snot into baggies.

Add a spoonful of water to the baggies as needed. Have the kids add a few pinches of the vacuum cleaner dust to the bag. Mix it around. Clumps of "gunk" will form in the bag. These are the fake boogers.

Remind the kids that Jesus is Wonderful in more ways than we could ever count. One way is that He has created our bodies in a way that makes us often sit back and wonder at how amazing they work. Just something as simple as making our nose produce mucus to protect us from the dirt in the air points to the awesome way our bodies were created.

CRAFT: NATURE BRACELET

Supplies: Masking or colorful electrical tape, plastic wrap, small hole punch, string, tiny nature items (leaves, sticks, shells, tiny pebbles, grass, flowers)

Preparation: Collect the nature items or have the kids go outside to collect these.



Cut the tape to fit around each child's wrist leaving about ½ inch more at the end. Place the tape sticky side up on the table. Have the kids press the collected nature items onto the tape. Fold the ends under a few times. Place the plastic wrap over the sticky part of the bracelet and press down. Trim away the excess.

Punch a small hole on both ends. Tie a 5-inch piece of string through each hole. Place the strip on the wrist and tie with the string.

Remind the kids that one of the ways that Jesus is Wonderful is the way He created the world- so full of wonder.

GAME: WONDERFUL TAG

Supplies: None

Play tag except when someone is about to be tagged, they can yell out something that makes Jesus Wonderful to keep from being frozen. Examples: “Jesus forgives me.” “Jesus made me unique.” “He created beautiful flowers.” “He healed the blind.”

BIBLE MEMORY ACTIVITY: POST-IT NOTE VERSE

For to us a child is born, to us a son is given; and the government shall be upon his shoulder, and his name shall be called Wonderful... Isaiah 9:6

Supplies: Post-it notes for each group

Divide the kids into groups of 5-6. Have them write one word of the verse on each Post-it and place them in order on a wall or floor. Take turns taking away a note and saying the verse. Continue until the verse is memorized.

EXPRESS YOURSELF


Supplies: Copy of questions for each small group

1. What is the best toy you ever had? What made it wonderful?
2. Why do you think we get tired of toys or activities after awhile?
3. How is Jesus wonderful?
4. Can you name some ways Jesus is different than other things we may think are wonderful?
5. What are some ways that you can find to spend time with Jesus?
6. Can you name one specific way in which you will try to spend time with Jesus this coming week?

SNACK: FRUITY STARBURST

Supplies: Fruit roll ups, string red licorice, plastic knife, paper plate

Give each kid a fruit roll up. Roll these out on the paper plate. Use the plastic knife to cut out a starburst. Write “WONDER” with the string licorice, cutting the licorice into small pieces to make the lines in the letters.



TRADING CARDS

Supplies: printed card for each child, markers or crayons (optional)

Name: Wonderful

Symbol: Starburst (Wonderful means to be separate, above all others and full of wonder.)

Verse: For to us a child is born, to us a son is given; and the government shall be upon his shoulder, and his name shall be called Wonderful... Isaiah 9:6

Give each child the card. If using the coloring cards, use markers or crayons to decorate them. Go over the verse together and review the symbol.



SUPPLY LIST

SLIMY FACTS: ☐ Powerpoint or posterboard with facts printed on it

DOC GREEN AND LILY: ☐ “Slime number” printouts ☐ Box of Kleenex® ☐ Clipboard

UNCOVERING THE NAME: ☐ For optional display-Starburst sign ☐ Wonderful sign

KEY BIBLE STORY: ☐ Four pieces of large posterboard ☐ Wide markers ☐ Piece of paper ☐ Pen

GUESS THE SLIMY CREATURE: ☐ Powerpoint or picture of banana slug

SLIME TIME LAB: ☐ Hot plate ☐ Light corn syrup ☐ 3 envelopes unflavored gelatin
☐ Measuring cup ☐ ½ cup water ☐ Sauce pan ☐ Fork

SLIME BUCKET: ☐ Slime bucket ☐ Green jello® ☐ Blindfold ☐ Kids meal plastic toy

THE SLIME LABORATORY: ☐ Fake snot (from Slime Time Lab)
☐ Dust from a vacuum cleaner bag ☐ Ziplock baggies

CRAFT: ☐ Masking or colorful electrical tape ☐ Plastic wrap ☐ Small hole punch ☐ String
☐ Tiny nature items (leaves, sticks, shells, tiny pebbles, grass, flowers)

GAME: ☐ None

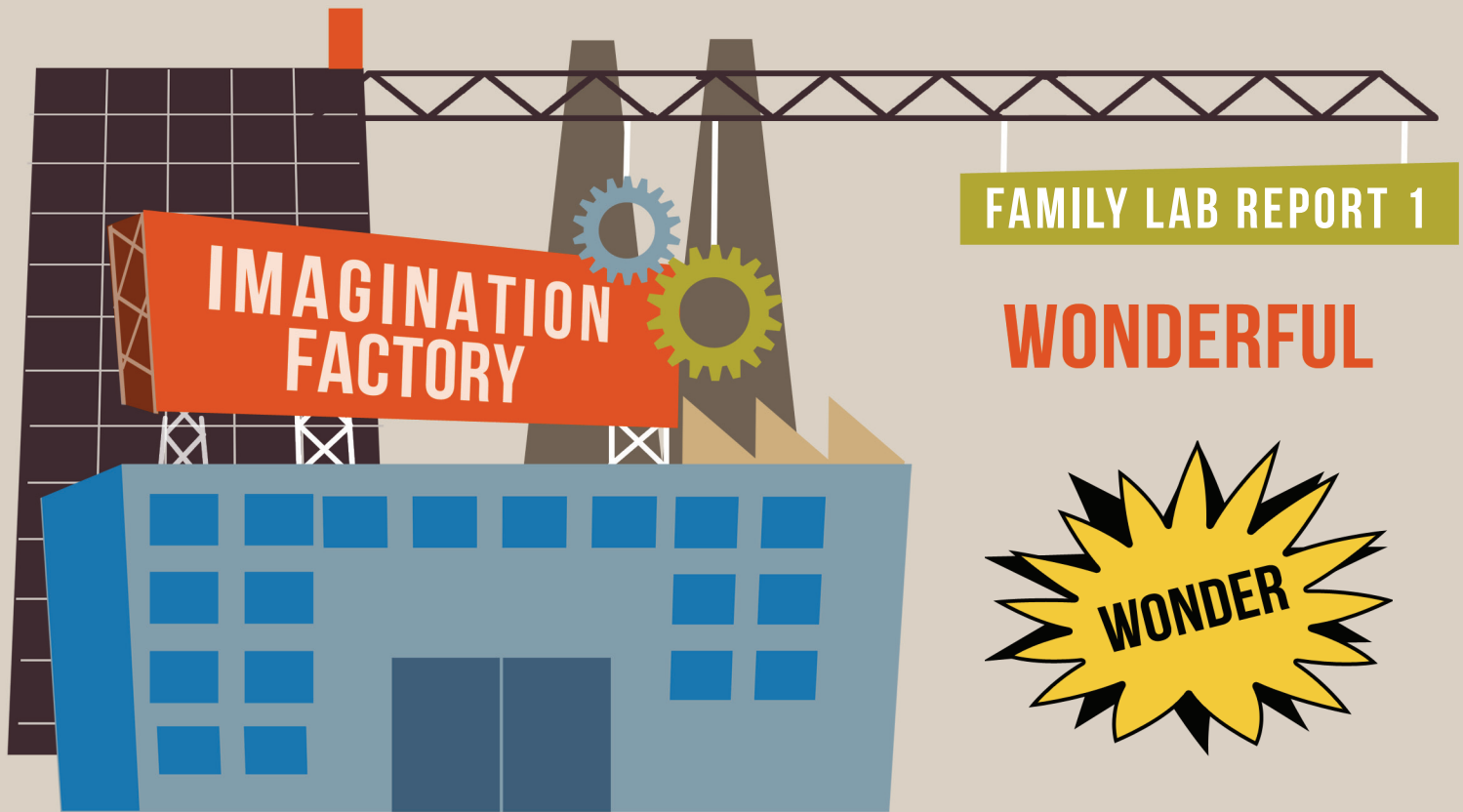
BIBLE ACTIVITY: ☐ Post-it notes for each group

EXPRESS YOURSELF: ☐ Copy of questions for each small group

SNACK: ☐ Fruit roll ups ☐ String red licorice ☐ Plastic knife
☐ Paper plate

TRADING CARDS: ☐ Printed card for each child ☐ Markers or crayons (optional)





BIBLE STORY:

**Jesus Heals Many,
Matthew 15:29-31**

BIBLE VERSE:

For to us a child is born,
to us a son is given; and
the government shall be
upon his shoulder, and his
name shall be called
Wonderful... Isaiah 9:6

MAIN POINT:

Jesus, the
Wonderful, fills us with
wonder because He is
like no one else.

FAMILY DEBRIEFING:

Read the story in Matthew 15:29-31

How did the people react when they saw Jesus heal those in need?

Why is Jesus called Wonderful? What does it mean to be Wonderful?

What ways does Jesus fill your family with wonder?

Name some ways in which Jesus is like no other.

FAMILY IMAGINATIVE THINKING:

Act out the Bible story with your family. Be especially dramatic when portraying the people being in wonder over Jesus' healing those in need.

FAMILY ACTIVITY:

Make a list of ways Jesus is Wonderful. Younger members of the family can draw pictures. Keep the list on a refrigerator or bulletin board and add to it throughout the week.





WONDERFUL



WONDERFUL

BAWANA SLUG



WONDERFUL



WONDERFUL



WONDERFUL



WONDERFUL




FOR TO US A CHILD IS
BORN, TO US A SON IS
GIVEN; AND THE
GOVERNMENT SHALL BE
UPON HIS SHOULDER,
AND HIS NAME SHALL
BE CALLED WONDERFUL...
ISAIAH 9:6

FOR TO US A CHILD IS
BORN, TO US A SON IS
GIVEN; AND THE
GOVERNMENT SHALL BE
UPON HIS SHOULDER,
AND HIS NAME SHALL
BE CALLED WONDERFUL...
ISAIAH 9:6


FOR TO US A CHILD IS
BORN, TO US A SON IS
GIVEN; AND THE
GOVERNMENT SHALL BE
UPON HIS SHOULDER,
AND HIS NAME SHALL
BE CALLED WONDERFUL...
ISAIAH 9:6

FOR TO US A CHILD IS
BORN, TO US A SON IS
GIVEN; AND THE
GOVERNMENT SHALL BE
UPON HIS SHOULDER,
AND HIS NAME SHALL
BE CALLED WONDERFUL...
ISAIAH 9:6


WONDERFUL




WONDERFUL



WONDERFUL



WONDERFUL



**FOR TO US A CHILD IS
BORN, TO US A SON IS
GIVEN; AND THE
GOVERNMENT SHALL BE
UPON HIS SHOULDER,
AND HIS NAME SHALL
BE CALLED WONDERFUL...
ISAIAH 9:6**

**FOR TO US A CHILD IS
BORN, TO US A SON IS
GIVEN; AND THE
GOVERNMENT SHALL BE
UPON HIS SHOULDER,
AND HIS NAME SHALL
BE CALLED WONDERFUL...
ISAIAH 9:6**

**FOR TO US A CHILD IS
BORN, TO US A SON IS
GIVEN; AND THE
GOVERNMENT SHALL BE
UPON HIS SHOULDER,
AND HIS NAME SHALL
BE CALLED WONDERFUL...
ISAIAH 9:6**

**FOR TO US A CHILD IS
BORN, TO US A SON IS
GIVEN; AND THE
GOVERNMENT SHALL BE
UPON HIS SHOULDER,
AND HIS NAME SHALL
BE CALLED WONDERFUL...
ISAIAH 9:6**

EXPRESS YOURSELF

1. What is the best toy you ever had? What made it wonderful?
2. Why do you think we get tired of toys or activities after awhile?
3. How is Jesus wonderful?
4. Can you name some ways Jesus is different than other things we may think are wonderful?
5. What are some ways that you can find to spend time with Jesus?
6. Can you name one specific way in which you will try to spend time with Jesus this coming week?



#1

SLIME SPECIMEN

SLIME SPECIMEN

#1

#2

SLIME SPECIMEN

SLIME SPECIMEN

#2

#3

SLIME SPECIMEN

SLIME SPECIMEN

#3

#4

SLIME SPECIMEN

SLIME SPECIMEN

#4

#5

SLIME SPECIMEN

SLIME SPECIMEN

#5